



PROPELLERS

INTERCHANGEABLE & FIXED HUBS ♦ ALUMINUM ♦ STAINLESS STEEL
HUB KITS

EXPANDED INTERCHANGEABLE HUB
EXTENSIVE FIXED HUB
FOR 4 HP AND UP ENGINES
3 BLADE • 4 BLADE
STAINLESS STEEL
ALUMINUM



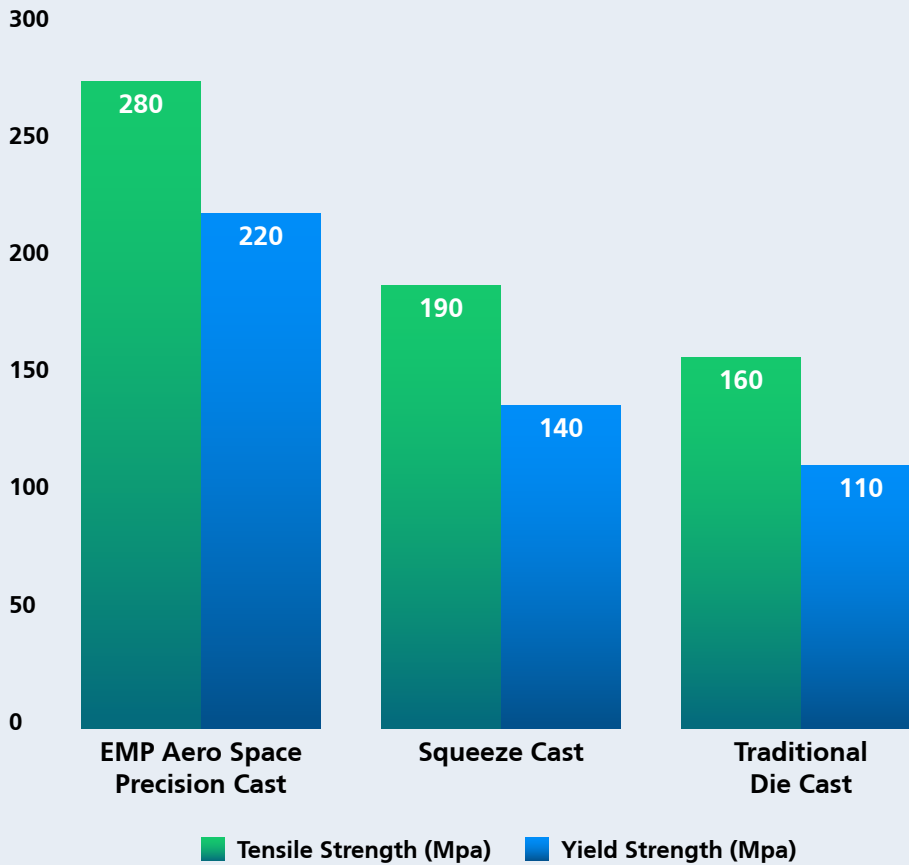
ABOUT ENGINEERED MARINE PRODUCTS (EMP)

EMP has been a market leader in engine parts supplying major OEM marine engine manufacturers and the aftermarket with a wide range of high quality service parts.

Now **EMP** has partnered with a group of high tech companies and leading engineers to bring our new line of marine propellers to the market. Our propellers are produced in a state of the art facility utilizing advanced robotics and aerospace casting technology to produce a precision product with extremely high density and strength to enhance both durability and performance.

Our aluminum propellers are made using a hybrid aluminum-titanium material and finished with a patented anti-corrosive powder coating that is also safe for the environment.

EMP PROPELLER CASTING STRENGTH COMPARED TO OTHERS



PROPERTY	EMP APC CAST PROPELLER	COMPETITORS SQUEEZE CAST PROPELLER	TRADITIONAL DIE CAST PROPELLER
Tensile Strength	280 Mpa / 40,610 PSI	190 Mpa / 27,557 PSI	110 Mpa / 15,954 PSI
Yield Strength	220 Mpa / 31,908 PSI	140 Mpa / 20,305 PSI	130 Mpa / 18,854 PSI
Elongation at Break	7%	5%	1%

EMP stainless steel propellers utilize an ASTM A89-4A duplex stainless steel casting and special solution treatment to achieve a tensile strength of 71 Mpa and provides exceptional anti-corrosion properties. Final quality control inspections include 3D laser scanning and pitch analysis to insure you are getting the best possible product.


EMP Propellers use tested and proven designs to match specific engines and horsepower groups with a wide range of pitch choices for the best quality, performance and value!

Our manufacturing partners are certified by ISO 9001/ ISO 14001 / ISO 45001.

DIAMETER

- The **diameter** of a propeller is the distance from the center of the hub to the tip of the blade, multiplied by two.
- It represents the distance across the circle that the propeller would create during rotation.
- The **diameter** is the first number listed when describing a propeller's size.

Example: A propeller described as 15 x 21 has a 15-inch diameter.




PITCH

- Propeller **pitch** refers to the theoretical forward distance the propeller would move during one full revolution, assuming no slippage between the propeller and the water.
- However, due to slippage, the actual forward movement is usually less than the **pitch** design.
- The **pitch** is the second number in the propeller size description.

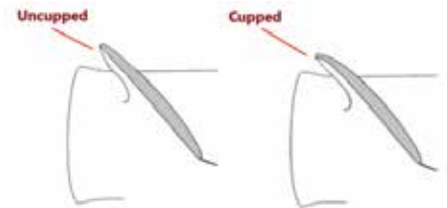
Example: A propeller described as 15 x 21 has a 21-inch pitch.

Pitch = Theoretical Distance a Propeller Travels in one revolution



CUPPED BLADES

- Many propellers feature a **cupped** design at the trailing edge of the blades. This curved lip improves the propeller's grip on the water, reducing ventilation and slippage.
- **Cupped blades** often result in better acceleration (hole shot) and allow the engine to be trimmed higher, which can enhance top-end speed.



RAKE

- **Rake** is the degree to which the propeller blades slant forward or backward in relation to the hub. It significantly affects the propeller's performance:
 - › **Negative (Forward) Rake:** Keeps the boat's bow down, often used for heavier or workboat applications.
 - › **Positive (Aft) Rake:** Lifts the boat's bow, reducing the wetted surface of the hull and improving top-end speed. Aft rake also provides better grip in ventilating conditions.



VENTILATION

- **Ventilation** occurs when surface air or exhaust gases are drawn into the propeller, causing the engine RPM to increase rapidly while boat speed decreases.
- This can be caused by tight turns, mounting the engine too high or over-trimming the engine.

CAVITATION

- **Cavitation** happens when water vaporizes due to extreme pressure reduction on the back of the propeller blade. Although some **cavitation** is normal, excessive **cavitation** can cause physical damage to the propeller.
- Common causes include using the wrong propeller type, incorrect pitch or damaged blades. **Cavitation** can also be confused with ventilation but has different effects on performance and damage.

These key concepts help explain how propellers function and how different designs impact boat performance.

INSTRUCTIONS FOR BOAT PROPELLER SELECTION

1. UNDERSTAND YOUR BOAT'S ENGINE SPECIFICATIONS

- **Check the Manufacturer's Recommendations:** Refer to your boat engine's manual for the recommended propeller sizes, material and other specifications.
- **Know the Current Engine RPMs at Wide Open Throttle.**
- **Know the Engine RPM Range:** Ensure you know the optimal wide-open throttle (WOT) RPM range for your engine, as this will affect the propeller's pitch and size and prevent damage to your engine from over revving or lugging the engine due to the incorrect propeller size.

2. MEASURE THE CURRENT PROPELLER'S SIZE

- **Determine Diameter and Pitch:** Propellers are described by their diameter (the width of the circle made by the rotating blades) and pitch (the distance the boat moves forward per propeller revolution). This is normally stamped in the propeller casting or can be determined by measuring from the center of the shaft hole to the tip of a blade and multiply that x 2 (Example: A measurement of 7-1/2" = a diameter of 15").
- **Inspect for Damage:** Check if the current propeller is damaged or worn. This may indicate a need for replacement or adjustment in size.

3. CONSIDER THE NUMBER OF BLADES

- **Three-Blade Propellers:** Offer good all-around performance and speed. These are ideal for most recreational boats.
- **Four-Blade Propellers:** Provide better acceleration and handling, particularly in rough waters. However, they may reduce top-end speed slightly.

4. CHOOSE THE RIGHT PITCH

- **Lower Pitch (for Higher Acceleration):** If you prioritize acceleration (for watersports or towing), go for a lower pitch. This allows the engine to reach its RPM range faster but may sacrifice top speed.
- **Higher Pitch (for Greater Speed):** For top-end speed, choose a higher pitch propeller, which moves the boat farther with each rotation but may decrease acceleration.
- The RPM of a boat's engine changes by approximately 150 to 200 RPM for each inch of propeller pitch.

Here's a general guideline on how pitch affects engine RPM:

- › Increasing the pitch by 1 inch will decrease the engine's RPM by about 150-200 RPM.
- › Decreasing the pitch by 1 inch will increase the engine's RPM by about 150-200 RPM.

This means that if your boat's engine is running above or below the manufacturer's recommended wide open throttle (WOT) RPM range, adjusting the pitch of the propeller can help bring it closer to the ideal operating RPM.

Example: If your engine is running at 6,000 RPM and the recommended WOT RPM range is 5,500-5,800 RPMs, you may want to increase the pitch by 1 inch to lower the RPM by 150-200, bringing the RPM down into the optimal range.

- It's important to test the new propeller to confirm the actual effect on RPM, as factors like boat weight, load and water conditions can also influence performance.

Note: The ideal pitch keeps the engine RPM within its recommended range at full throttle.

5. MATERIAL SELECTION

- **Aluminum:** Lightweight, affordable and ideal for casual boating. Aluminum propellers are good for freshwater applications and less likely to cause engine damage if they hit an object.
- **Stainless Steel:** Stronger, more durable and provides better performance. They are ideal for high-speed or saltwater applications but can be more expensive.

6. ASSESS THE PROPELLER'S INTENDED USE

- **Cruising vs Watersports:** For cruising and fuel efficiency, opt for a higher pitch and fewer blades. For watersports like skiing or wakeboarding, choose a lower pitch and possibly more blades for quick acceleration and pulling power.
- **Heavy Loads or Towing:** If you often carry heavy loads or tow skiers, you may need a propeller with more blades or a lower pitch for extra torque.

7. TEST AND ADJUST

- **Test on the Water:** After selecting a propeller, test it on the water to ensure the engine runs within the manufacturer's recommended RPM range.
- **Fine-tune if Necessary:** If the engine over-revs or under-revs, you may need to adjust the pitch or switch to a different propeller size.

8. MAINTENANCE AND REPLACEMENT

- **Inspect Regularly:** Periodically inspect your propeller for any signs of damage or wear. Even small nicks or bends can impact performance.
- **Replace as Needed:** When the propeller shows signs of significant damage or wear, it's time to replace it to maintain optimal performance.

These steps should guide you through selecting the best propeller for your boat, improving both performance and efficiency on the water.

40-140 HP (THRU HUB EXHAUST) • 4-1/4" GEARCASE

IH-3 ALUMINUM 3-BLADE

D SERIES



EMP #	DIAMETER	PITCH	ROTATION
P9411-1400-09	14"	9"	RH
P9411-1400-13	14"	13"	RH
P9411-1375-15	13-3/4"	15"	RH
P9411-1325-17	13-1/4"	17"	RH
P9411-1300-19	13"	19"	RH

IH-4 ALUMINUM 4-BLADE

D SERIES



EMP #	DIAMETER	PITCH	ROTATION
P9413-1375-13	13-3/4"	13"	RH
P9413-1338-15	13-3/8"	15"	RH
P9413-1300-17	13"	17"	RH
P9413-1250-19	12-1/5"	19"	RH

IH SR-3 STAINLESS STEEL 3-BLADE

D SERIES



EMP #	DIAMETER	PITCH	ROTATION
P9431-1375-13	13-3/4"	13"	RH
P9431-1350-15	13-1/2"	15"	RH
P9432-1350-15	13-1/2"	15"	LH
P9431-1325-17	13-1/4"	17"	RH
P9432-1400-17	14"	17"	LH
P9431-1300-19	13"	19"	RH
P9432-1400-19	14"	19"	LH

IH HR-4 STAINLESS STEEL 4-BLADE

D SERIES



EMP #	DIAMETER	PITCH	ROTATION
P9453-1350-13	13-1/2"	13"	RH
P9453-1325-15	13-1/4"	15"	RH
P9453-1300-17	13"	17"	RH
P9453-1300-19	13"	19"	RH
P9453-1300-21	13"	21"	RH
P9454-1300-21	13"	21"	LH

BRP • JOHNSON/EVINRUDE • OMC

EMP #	ENGINE (HP)	YEAR	PROP SHAFT	GEAR CASE
EMP-106B	40 E-TEC	2004-Newer	13 spline	4-1/4"
EMP-106B	45-55 (2-Cyl.)	1971-99	13 spline	4-1/4"
EMP-106B	50-55 (3-Cyl.)	1968-69, 94-99	13 spline	4-1/4"
EMP-106B	55 E-TEC	2009-Newer	13 spline	4-1/4"
EMP-106B	60 (3-Cyl.)	1970-71, 86-01	13 spline	4-1/4"
EMP-110B	60 (4-Stroke)	1998-Newer	13 spline	4-1/4"
EMP-106B	60 E-TEC	2004-Newer	13 spline	4-1/4"
EMP-106B	65 (3-Cyl.)	1972-73, 84-01	13 spline	4-1/4"
EMP-106B	70 (3-Cyl.)	1974-01	13 spline	4-1/4"
EMP-110B	70 (4-Stroke)	1998-Newer	13 spline	4-1/4"
EMP-106B	75 (3-Cyl.)	1975-84	13 spline	4-1/4"
EMP-106B	75 E-TEC	2004-Newer	13 spline	4-1/4"
EMP-106B	85	1969-80, 91-95	13 spline	4-1/4"
EMP-106B	88	1981-96	13 spline	4-1/4"
EMP-106B	90	1981-Newer	13 spline	4-1/4"
EMP-106B	100	1979-80, 88-93	13 spline	4-1/4"
EMP-106B	110	1986-89	13 spline	4-1/4"
EMP-106B	112	1994-96	13 spline	4-1/4"
EMP-106B	115	1973-Newer	13 spline	4-1/4"
EMP-106B	120	1986-94	13 spline	4-1/4"
EMP-106B	125	1971-72	13 spline	4-1/4"
EMP-106B	135	1973-76	13 spline	4-1/4"
EMP-106B	140	1977-84, 86-94	13 spline	4-1/4"
EMP-125B	90, 115 (4-Stroke)	2002-07	15 spline	4-1/4"
EMP-126B	140 (4-Stroke)	2002-07	15 spline	4-1/4"

OMC • COBRA STERNDRIVE

EMP #	ENGINE (HP)	YEAR	PROP SHAFT	GEAR CASE
EMP-106B	Model 400 Cobra	1978-91	13 spline	-



HONDA

EMP #	ENGINE (HP)	YEAR	PROP SHAFT	GEAR CASE
EMP-107B	BFP60	2010-Newer	15 spline	4-1/4"
EMP-102B	BF75	1995-98	15 spline	4-1/4"
EMP-107B	BF75	1999-Newer	15 spline	4-1/4"
EMP-102B	BF90	1995-98	15 spline	4-1/4"
EMP-107B	BF90	1999-Newer	15 spline	4-1/4"
EMP-107B	BF115	1998-10	15 spline	4-1/4"
EMP-107B	BF130	1998-04	15 spline	4-1/4"

MERCURY • MARINER • FORCE

EMP #	ENGINE (HP)	YEAR	PROP SHAFT	GEAR CASE
EMP-102B	40/50 (4-Stroke) Bigfoot	All	15 spline	4-1/4"
EMP-102B	60 (4-Stroke) Bigfoot, 60 SeaPro/Marathon	1995-Newer	15 spline	4-1/4"
EMP-102B	65 (Model 650) 3- & 4-Cyl.	1961-71	15 spline	4-1/4"
EMP-102B	70	1987-89	15 spline	4-1/4"
EMP-102B	75 (2- & 4-Stroke)	1984-Newer	15 spline	4-1/4"
EMP-102B	75 SeaPro/Marathon	All	15 spline	4-1/4"
EMP-102B	80	1978-89	15 spline	4-1/4"
EMP-102B	80 Mariner	1978-83	15 spline	4-1/4"
EMP-102B	80/85 (Model 800, 850) 4-Cyl.	1977 & Prior	15 spline	4-1/4"
EMP-102B	90 (Model 900)	1977 & Prior	15 spline	4-1/4"
EMP-102B	90 (2- & 4-Stroke)	1978-Newer	15 spline	4-1/4"
EMP-102B	100	1988-Newer	15 spline	4-1/4"
EMP-102B	115 (Model 1150)	1977 & Prior	15 spline	4-1/4"
EMP-102B	115 (2- & 4-Stroke)	1978-Newer	15 spline	4-1/4"
EMP-102B	125	1994-Newer	15 spline	4-1/4"
EMP-102B	140 SeaPro/Offshore	1978-81	15 spline	4-1/4"
EMP-102B	150 (Model 1500)	1977 & Prior	15 spline	4-1/4"
EMP-102B	Force 75	1999-Newer	15 spline	4-1/4"
EMP-102B	Force 90, 120, 150	1995-Newer	15 spline	4-1/4"



PARSUN

EMP #	ENGINE (HP)	YEAR	PROP SHAFT	GEAR CASE
EMP-203B	T75, T85, T90 (2-Stroke)	All	15 spline	4-1/4"

SUZUKI

EMP #	ENGINE (HP)	YEAR	PROP SHAFT	GEAR CASE
EMP-110B	DF60 (4-Stroke)	1998-09	13 spline	4-1/4"
EMP-110B	DF70 (4-Stroke)	1998-08	13 spline	4-1/4"
EMP-110B	DT75	1983-97	13 spline	4-1/4"
EMP-110B	DT85	1979-00	13 spline	4-1/4"
EMP-110B	DT90	1989-97	13 spline	4-1/4"
EMP-110B	DT100	1989-00	13 spline	4-1/4"
EMP-110B	DT115, DT140	1981-01	13 spline	4-1/4"
EMP-150B	DF70A, DF80A	2009-Newer	15 spline	4-1/4"
EMP-125B	DF90 (4-Stroke)	2001-08	15 spline	4-1/4"
EMP-150B	DF90A (4-Stroke)	2009-Newer	15 spline	4-1/4"
EMP-125B	DF100 (4-Stroke)	2009-Newer	15 spline	4-1/4"

NISSAN/TOHATSU

EMP #	ENGINE (HP)	YEAR	PROP SHAFT	GEAR CASE
EMP-109B	60-140 (Except 60A, 70A, 70B)	1987-Newer	15 spline	4-1/4"
EMP-109B	MFS75A - 115A	All	15 spline	4-1/4"



EMP-125B

YAMAHA

EMP #	ENGINE (HP)	YEAR	PROP SHAFT	GEAR CASE
EMP-208B	T50 (4-Stroke)	1996-Newer	15 spline	4-1/4"
EMP-208B	C60, E60, P60	1992-05	15 spline	4-1/4"
EMP-208B	T60 (4-Stroke)	2003-Newer	15 spline	4-1/4"
EMP-208B	70	1984-Newer	15 spline	4-1/4"
EMP-208B	70-100 (2-Stroke)	1984-Newer	15 spline	4-1/4"
EMP-102B	80-175	1977-83	15 spline	4-1/4"
EMP-203B	F75B, F90B, F100B (4-Stroke)	1984-Newer	15 spline	4-1/4"
EMP-203B	115	1984-Newer	15 spline	4-1/4"
EMP-203B	115 (4-Stroke)	2000-Newer	15 spline	4-1/4"
EMP-203B	130	1984-Newer	15 spline	4-1/4"

SELVA OUTBOARDS

EMP #	ENGINE (HP)	YEAR	PROP SHAFT	GEAR CASE
EMP-203B	80, 100 XS EFI (Spearfish), 115 EFI & 115 XSR EFI (Swordfish)	All	15 spline	4-1/4"
EMP-203B	30, 40, 50, 80, 100 XS (Marlin), 40 XS & 115 EFI (Tarpon), 50 XS & 70 XSR EFI (Murena)	2014-Newer	15 spline	4-1/4"



EMP-208B



EMP-110B



EMP-109B

INTERCHANGEABLE HUB PROPELLERS (IH)

T15 HP & UP (THRU HUB EXHAUST) • 4-3/4" GEARCASE

IH-3 ALUMINUM 3-BLADE

E SERIES



EMP #	DIA.	PITCH	ROTATION
P9511-1600-11	16"	11"	RH
P9511-1600-13	16"	13"	RH
P9511-1525-15	15-1/4"	15"	RH
P9511-1500-17	15"	17"	RH
P9511-1450-19	14-1/2"	19"	RH
P9511-1425-21	14-1/4"	21"	RH
P9511-1400-23	14"	23"	RH

IH-3+ ALUMINUM 3-BLADE

E+ SERIES



EMP #	DIA.	PITCH	ROTATION
P9511-1600-13+	16"	13"	RH
P9511-1550-17	15-1/2"	17"	RH
P9512-1550-17	15-1/2"	17"	LH
P9511-1525-19	15-1/4"	19"	RH
P9512-1525-19	15-1/4"	19"	LH
P9511-1525-21	15-1/4"	21"	RH
P9512-1525-21	15-1/4"	21"	LH
P9511-1525-23	15-1/4"	23"	RH

IH-4 ALUMINUM 4-BLADE

E SERIES



EMP #	DIA.	PITCH	ROTATION
P9513-1500-15	15"	15"	RH
P9513-1450-17	14-1/2"	17"	RH
P9513-1400-19	14-1/4"	19"	RH
P9513-1400-21	14"	21"	RH

IH SR-3 STAINLESS STEEL 3-BLADE

E SERIES



EMP #	DIAMETER	PITCH	ROTATION
P9531-1450-15	14-1/2"	15"	RH
P9532-1450-15	14-1/2"	15"	LH
P9531-1425-17	14-1/4"	17"	RH
P9531-1400-19	14"	19"	RH

IH HR-3 STAINLESS STEEL 3-BLADE

E SERIES



EMP #	DIAMETER	PITCH	ROTATION
P9551-1500-14	15"	14"	RH
P9551-1475-16	14-3/4"	16"	RH
P9551-1475-17	14-3/4"	17"	RH
P9552-1475-17	14-3/4"	17"	LH
P9551-1475-19	14-3/4"	19"	RH
P9552-1475-19	14-3/4"	19"	LH
P9551-1450-21	14-1/2"	21"	RH
P9552-1450-21	14-1/2"	21"	LH

115 HP & UP (THRU HUB EXHAUST) • 4-3/4" GEARCASE

IH LX-3 STAINLESS STEEL 3-BLADE

E SERIES



EMP #	DIAMETER	PITCH	ROTATION
P9571-1575-15	15-3/4"	15"	RH
P9572-1575-15	15-3/4"	15"	LH
P9571-1550-17	15-1/2"	17"	RH
P9572-1550-17	15-1/2"	17"	LH
P9571-1525-19	15-1/4"	19"	RH
P9572-1525-19	15-1/4"	19"	LH
P9571-1500-21	15"	21"	RH
P9572-1500-21	15"	21"	LH
P9571-1475-23	14-3/4"	23"	RH
P9571-1450-25	14-1/2"	25"	RH

IH LXP-3 STAINLESS STEEL 3-BLADE

E SERIES



EMP #	DIAMETER	PITCH	ROTATION
P9571-1600-15	16"	15"	RH
P9571-1600-17	16"	17"	RH
P9572-1600-17	16"	17"	LH
P9571-1600-19	16"	19"	RH
P9572-1600-19	16"	19"	LH
P9571-1575-21	15-3/4"	21"	RH
P9572-1575-21	15-3/4"	21"	LH
P9571-1563-23	16"	23"	RH
P9572-1563-23	16"	23"	LH

IH HR-4 STAINLESS STEEL 4-BLADE

E SERIES



EMP #	DIAMETER	PITCH	ROTATION
P9553-1450-15	14-1/2"	15"	RH
P9554-1450-15	14-1/2"	15"	LH
P9553-1425-17	14-1/4"	17"	RH
P9554-1425-17	14-1/4"	17"	LH
P9553-1413-19	14-1/8"	19"	RH
P9554-1413-19	14-1/8"	19"	LH
P9553-1400-21	14"	21"	RH
P9554-1400-21	14"	21"	LH
P9553-1400-23	14"	23"	RH
P9553-1400-25	14"	25"	RH

IH LX-4 STAINLESS STEEL 4-BLADE

E SERIES



EMP #	DIAMETER	PITCH	ROTATION
P9573-1525-18	15-1/4"	18"	RH
P9574-1525-18	15-1/4"	18"	LH
P9573-1525-20	15-1/4"	20"	RH
P9574-1525-20	15-1/4"	20"	LH
P9573-1525-22	15-1/4"	22"	RH
P9574-1525-22	15-1/4"	22"	LH

HUB KIT APPLICATION GUIDE

E SERIES

BRP • JOHNSON/EVINRUDE OMC

EMP #	ENGINE (HP)	YEAR	PROP SHAFT	GEAR CASE
EMP-100B	90-300	1991-Newer	15 spline	4-3/4"
EMP-101B	90-300	1976-90	15 spline	4-3/4"
EMP-104B	200, 225 (4-Stroke)	2004-05	15 spline	4-3/4"
EMP-151B	150-300 G2	2014-Newer	15 spline	4-3/4"

OMC • COBRA STERNDRIVE

EMP #	ENGINE (HP)	YEAR	PROP SHAFT	GEAR CASE
EMP-101B	Model 800 Cobra/King Cobra	1978-90	15 spline	4-3/4"
EMP-100B	Model 800 Cobra/King Cobra	1991-94	15 spline	4-3/4"
EMP-105B	Cobra SX	1994-Newer	19 spline	4-3/4"

HONDA

EMP #	ENGINE (HP)	YEAR	PROP SHAFT	GEAR CASE
EMP-107B	BF115	2011-Newer	15 spline	4-3/4"
EMP-107B	BF135, 150	2004-Newer	15 spline	4-3/4"
EMP-107B	BF200, 225	2002-Newer	15 spline	4-3/4"
EMP-107B	BF250	2012-Newer	15 spline	4-3/4"

MERCURY • MARINER • MERCURUISER

EMP #	ENGINE (HP)	YEAR	PROP SHAFT	GEAR CASE
EMP-102B	90, 100, 115 Command Thrust	2014-Newer	15 spline	4-3/4"
EMP-102B	135	1987-Newer	15 spline	4-3/4"
EMP-102B	150, 175, 200	1978-Newer	15 spline	4-3/4"
EMP-102B	220	1987-88	15 spline	4-3/4"
EMP-102B	225	1980-Newer	15 spline	4-3/4"
EMP-102B	225 (SeaPro/Marathon)	All	15 spline	4-3/4"
EMP-102B	250-400 (2- & 4-Stroke)	1990-Newer	15 spline	4-3/4"
EMP-102B	3.4 Litre	1984-86	15 spline	4-3/4"

MERCURUISER STERNDRIVES

EMP-102B	120-375 HP, MC-1/R/MR/Alpha 1, GEN II, Bravo 1 <i>* non-surface piercing applications</i>	ALL	15 spline	4-3/4"
EMP-123B	Models <i>* E+ Series Propellers</i>	ALL	19 Spline	1-1/4" Shaft

SUZUKI

EMP #	ENGINE (HP)	YEAR	PROP SHAFT	GEAR CASE
EMP-104B	DT150-225 (2-Stroke)	1986-Newer	15 spline	4-3/4"
EMP-104B	DF150-300 (4-Stroke)	All	15 spline	4-3/4"



EMP-127B

NISSAN • TOHATSU

EMP #	ENGINE (HP)	YEAR	PROP SHAFT	GEAR CASE
EMP-107B	BF115 - 250	2014-Newer	15 spline	4-3/4"

YAMAHA

EMP #	ENGINE (HP)	YEAR	PROP SHAFT	GEAR CASE
EMP-102B	80-175	1977-83	15 spline	4-3/4"
EMP-203B	150	1986-Newer	15 spline	4-3/4"
EMP-203B	F150 (4-Stroke)	2004-Newer	15 spline	4-3/4"
EMP-203B	175	1984-Newer	15 spline	4-3/4"
EMP-203B	F175 (4-Stroke)	2004-Newer	15 spline	4-3/4"
EMP-203B	200	1984-Newer	15 spline	4-3/4"
EMP-203B	200 VMAX	2001	15 spline	4-3/4"
EMP-203B	F200 (4-Stroke)	2002-Newer	15 spline	4-3/4"
EMP-203B	VF200 V-MAX SHO	2010-Newer	15 spline	4-3/4"
EMP-203B	220 Special	1987-88	15 spline	4-3/4"
EMP-203B	225 Excel	1980-Newer	15 spline	4-3/4"
EMP-203B	225	1986-Newer	15 spline	4-3/4"
EMP-203B	F225 (4-Stroke)	2002-Newer	15 spline	4-3/4"
EMP-203B	VF225 VMAX SHO	2010-Newer	15 spline	4-3/4"
EMP-203B	250	1990-Newer	15 spline	4-3/4"
EMP-203B	250 VMAX	2001-Newer	15 spline	4-3/4"
EMP-203B	F250, F250 VMAX and Offshore (4-Stroke)	2002-Newer	15 spline	4-3/4"
EMP-203B	300 (2-Stroke, V6)	2004-07	15 spline	4-3/4"
EMP-203B	F300 Offshore (4-Stroke, V6)	2010-Newer	15 spline	4-3/4"
EMP-203B	Yamaha Sterndrive 3.0L - 7.47L	All	15 spline	4-3/4"
EMP-127B	F300 F350 (4-Stroke, V8) <i>* E+ Series Propellers</i>	All	17 spline	5-1/4"

SELVA

EMP #	ENGINE (HP)	YEAR	PROP SHAFT	GEAR CASE
EMP-203B	150-300	2014-Newer	15 spline	4-3/4"

VOLVO

EMP #	ENGINE HP	YEAR	PROP SHAFT	GEAR CASE
EMP-105B	SX Drives	1994-Newer	19 spline	-

9.9-15 HP • 2-1/2" GEARCASE (8-SPLINE & THRU HUB EXHAUST)

Engine Size F9.8/9.9/15 HP (4-Stroke) Year -

AR-3 ALUMINUM 3-BLADE

A SERIES



EMP #	DIAMETER	PITCH	ROTATION
P3111-0925-08	9-1/4"	8"	RH
P3111-0925-09	9-1/4"	9"	RH
P3111-0925-10	9-1/4"	10"	RH
P3111-0925-11	9-1/4"	11"	RH
P3111-0925-12	9-1/4"	12"	RH

ST-3 STAINLESS STEEL 3-BLADE

A SERIES



EMP #	DIAMETER	PITCH	ROTATION
P3121-0925-09	9-1/4"	9"	RH
P3121-0925-10	9-1/4"	10"	RH
P3121-0925-11	9-1/4"	11"	RH
P3121-0925-12	9-1/4"	12"	RH

20-25 HP • 3" GEARCASE (10-SPLINE & THRU HUB EXHAUST)

Engine Size F20/25 (4-Stroke) Year -

AR-3 ALUMINUM 3-BLADE

A SERIES



EMP #	DIAMETER	PITCH	ROTATION
P3211-0988-09	9-7/8"	9"	RH
P3211-0988-10	9-7/8"	10-1/2"	RH
P3211-0988-11	9-7/8"	11-1/4"	RH
P3211-0988-12	9-7/8"	12"	RH
P3211-0988-13	9-7/8"	13"	RH

SR-3 STAINLESS STEEL 3-BLADE

A SERIES



EMP #	DIAMETER	PITCH	ROTATION
P3231-1050-11	10-1/8"	11"	RH
P3231-1025-12	10-1/8"	12"	RH
P3231-1013-13	10-1/8"	13"	RH
P3231-1000-14	10-1/8"	14"	RH
P3231-1000-15	10-1/8"	15"	RH

FIXED (PRESSED IN) HUB PROPELLERS

JOHNSON/EVINRUDE

**8-15 HP • 2-1/2" GEARCASE
(13-SPLINE & THRU HUB EXHAUST)**

Engine Size	Year	Engine Size	Year
8 HP (4-Stroke)	1996-05	9.9/15 HP (2-Stroke)	1974-05
9.9/15 HP (4-Stroke)	1995-01	12 HP (4-Stroke)	2012-Newer

AR-3 ALUMINUM 3-BLADE

A SERIES



EMP #	DIAMETER	PITCH	ROTATION
P2111-0925-07	9-1/4"	7"	RH
P2111-0925-08	9-1/4"	8"	RH
P2111-0925-09	9-1/4"	9"	RH
P2111-0925-10	9-1/4"	10"	RH
P2111-0925-11	9-1/4"	11"	RH
P2111-0925-12	9-1/4"	12"	RH

**15-35 HP • 3" GEARCASE
(14-SPLINE & THRU HUB EXHAUST)**

Engine Size	Year	Engine Size	Year
15 HP (E-TEC)	2011-Newer	25/30 HP	1984-Newer
20 HP	1984-97	35 HP (2-Cyl.)	1979-83
25/30 HP (E-TEC)	2009-Newer	35 HP (3-Cyl.)	1997-01

AR-3 ALUMINUM 3-BLADE

B SERIES



EMP #	DIAMETER	PITCH	ROTATION
P2211-1125-09	10-1/4"	9"	RH
P2211-1025-10	10-1/4"	10"	RH
P2211-1025-11	10-1/4"	11"	RH
P2211-1025-12	10-1/4"	12"	RH
P2211-1025-13	10-1/4"	13"	RH
P2211-1025-14	10-1/4"	14"	RH
P2211-1025-15	10-1/4"	15"	RH

**9.9-15 HP JOHNSON • 2-1/2" GEARCASE
(10-SPLINE)
JAPANESE MADE MODELS (SUZUKI)**

Engine Size	Year
9.9-15 HP (4-Stroke)	2002-07



AR-3 ALUMINUM 3-BLADE

A SERIES

EMP #	DIAMETER	PITCH	ROTATION
P4111-0925-07A	9-1/4"	7"	RH
P4111-0925-08A	9-1/4"	8"	RH
P4111-0925-09A	9-1/4"	9"	RH
P4111-0925-10A	9-1/4"	10"	RH
P4111-0925-11A	9-1/4"	11"	RH
P4111-0925-12A	9-1/4"	12"	RH

AR-4 ALUMINUM 4-BLADE

A SERIES

EMP #	DIAMETER	PITCH	ROTATION
P4113-1000-05A	10"	5"	RH
P4113-1000-07A	10"	7"	RH

SR-3 STAINLESS STEEL 3-BLADE

A SERIES

EMP #	DIAMETER	PITCH	ROTATION
P4121-0925-09A	9-1/4"	9"	RH
P4121-0925-10A	9-1/4"	10"	RH
P4121-0925-11A	9-1/4"	11"	RH
P4121-0925-12A	9-1/4"	12"	RH

25-30 HP • 3" GEARCASE (10-SPLINE)
JAPANESE MADE MODELS (SUZUKI)

Engine Size	Year
25-30 HP (4-Stroke)	2004-07



AR-3 ALUMINUM 3-BLADE

B SERIES

EMP #	DIAMETER	PITCH	ROTATION
P4211-1025-09	10-1/4"	9"	RH
P4211-1025-10	10-1/4"	10"	RH
P4211-1025-11	10-1/4"	11"	RH
P4211-1025-12	10-1/4"	12"	RH
P4211-1025-13	10-1/4"	13"	RH
P4211-1025-14	10-1/4"	14"	RH
P4211-1025-15	10-1/4"	15"	RH

AR-4 ALUMINUM 4-BLADE

B SERIES

EMP #	DIAMETER	PITCH	ROTATION
P4213-1025-11	10-1/4"	11"	RH

SR-3 STAINLESS STEEL 3-BLADE

B SERIES

EMP #	DIAMETER	PITCH	ROTATION
P4231-1013-11	10-1/8"	11"	RH
P4231-1013-12	10-1/8"	12"	RH
P4231-1013-13	10-1/8"	13"	RH
P4231-1013-14	10-1/8"	14"	RH
P4231-1013-15	10-1/8"	15"	RH

40-50 HP • 3-1/4" GEARCASE (13-SPLINE)

Engine Size	Year
40/50 HP (4-Stroke)	2007 & Older

AR-3 ALUMINUM 3-BLADE

C SERIES



EMP #	DIAMETER	PITCH	ROTATION
P4311-1150-10	11-1/2"	10"	RH
P4311-1150-11	11-1/2"	11"	RH
P4311-1163-12	11-5/8"	12"	RH
P4311-1150-13	11-1/2"	13"	RH
P4311-1138-14	11-3/8"	14"	RH
P4311-1125-15	11-1/4"	15"	RH
P4311-1138-16	11-1/8"	16"	RH

40-75 HP • 3-3/8" SMALL GEARCASE
(13-SPLINE & THRU HUB EXHAUST)
JAPANESE MADE MODELS (SUZUKI)

Engine Size	Year	Engine Size	Year
40 HP (2-Cyl.)	1984-05	60/65 HP (2-Cyl.)	1980-85
48 HP	1987-96	75 HP (3-Cyl.)	1975-85
50 HP	1975-05	Sprint/Formula E	1986-92
55 HP (2-Cyl.)	1976-79		



AR-3 ALUMINUM 3-BLADE

C SERIES

EMP #	DIAMETER	PITCH	ROTATION
P2311-1250-13	12-1/2"	13"	RH
P2311-1225-15	12-1/4"	15"	RH

SR-3 STAINLESS STEEL 3-BLADE

C SERIES

EMP #	DIAMETER	PITCH	ROTATION
P2331-1250-13	12-1/2"	13"	RH
P2331-1225-15	12-1/4"	15"	RH
P2331-1200-17	12"	17"	RH

40-140 HP • 4-1/4" LARGE GEARCASE (13-SPLINE & THRU HUB EXHAUST)

Engine Size	Year	Engine Size	Year	Engine Size	Year
40 HP (E-TEC)	2004-Newer	65 HP (3-Cyl.) [Commercial]	1984-01	112 HP	1994-96
45 HP (2-Cyl.) [Commercial]	1986-Newer	65/90 (Pontoon Series)	2014-Newer	115 HP	1973-Newer
50 HP (2-Cyl.)	1971-74	70 HP (3-Cyl.)	1974-Newer	115 HP (E-TEC) [20" Shaft]	2004-Newer
50 HP (2-Cyl.) [Commercial]	1977-79	70 HP (3-Cyl.) [Commercial]	1974-01	120 HP	1986-94
50 HP (3-Cyl.)	1994-99	70 HP (4-Stroke)	1998-Newer	125 HP	1971-72
50 HP (E-TEC)	2004-Newer	75 HP (3-Cyl.)	1975-84	130 HP (E-TEC) [20" Shaft]	2004-10
55 HP (2-Cyl.) [Commercial]	1980-Newer	75 HP (E-TEC)	2004-Newer	135 HP	1973-76
55 HP (3-Cyl.)	1968-69	85 HP	1969-80, 91-95	140 HP	1977-84, 86-94
55 HP (E-TEC)	2009-Newer	88 HP	1981-96	OMC Model 400 [2.3L - 3.0L]	-
60 HP (3-Cyl.)	1970-71, 86-01	90 HP	1981-Newer	OMC Cobra [2.3L - 3.0L]	-
60 HP (4-Stroke)	1998-Newer	90 HP (E-TEC) [20" Shaft]	2004-Newer	OMC Sea Drive [1.6L- 1.8L]	-
60 HP (E-TEC)	2004-Newer	100 HP	1979-80, 88-93		
65 HP (3-Cyl.)	1972-73	110 HP	1986-89		

AR-3 ALUMINUM 3-BLADE

D SERIES



EMP #	DIAMETER	PITCH	ROTATION
P2411-1400-11	14"	11"	RH
P2411-1400-13	14"	13"	RH
P2411-1375-15	13-3/4"	15"	RH
P2411-1325-17	13-1/4"	17"	RH
P2411-1300-19	13"	19"	RH
P2411-1338-21	13-3/8"	21"	RH

AR-4 ALUMINUM 4-BLADE

D SERIES



EMP #	DIAMETER	PITCH	ROTATION
P2413-1375-13	13-3/4"	13"	RH
P2413-1338-15	13-3/8"	15"	RH
P2413-1300-17	13"	17"	RH
P2413-1250-19	12-1/2"	19"	RH

SR-3 STAINLESS STEEL 3-BLADE

D SERIES



EMP #	DIAMETER	PITCH	ROTATION
P2431-1375-13	13-3/4"	13"	RH
P2431-1350-15	13-1/2"	15"	RH
P2431-1325-17	13-1/4"	17"	RH
P2431-1300-19	13"	19"	RH
P2431-1300-21	13"	21"	RH

HRS-4 STAINLESS STEEL 4-BLADE

D SERIES



EMP #	DIAMETER	PITCH	ROTATION
P2453-1325-15	13-1/4"	15"	RH
P2453-1300-17	13"	17"	RH

JOHNSON DF90/115/140 HP • 4-1/4" GEARCASE (15-SPLINE & THRU HUB EXHAUST)

Engine Size	Year
DF90/115/140 HP (4-Stroke)	2002-07

AR-4 ALUMINUM 4-BLADE

D+ SERIES



EMP #	DIAMETER	PITCH	ROTATION
P3413-1375-13	13-3/4"	13"	RH
P3413-1300-15	13-3/8"	15"	RH
P3413-1300-17	13"	17"	RH
P3413-1250-19	12-1/2"	19"	RH

HRS-3+ STAINLESS STEEL 3-BLADE

D+ SERIES



EMP #	DIAMETER	PITCH	ROTATION
P3451-1400-15	14"	15"	RH
P3451-1400-17	14"	17"	RH
P3452-1400-17	14"	17"	LH
P3451-1400-19	14"	19"	RH
P3452-1400-19	14"	19"	LH
P3451-1400-21	14"	21"	RH
P3452-1400-21	14"	21"	LH
P3451-1400-23	14"	23"	RH
P3452-1400-23	14"	23"	LH

90-300 HP • 4-3/4" GEARCASE (15-SPLINE & THRU HUB EXHAUST)

Engine Size	Year	Engine Size	Year	Engine Size	Year
90 HP V4	1995-Newer	135 HP V6	2014-Newer	225 HP V6 (E-TEC)	1986-Newer
90/115 HP (E-TEC) [25" Shaft]	2004-Newer	140 HP [25" Shaft]	1989-94	235 HP V6	1978-85
100 HP	2004-Newer	150 HP V6 (E-TEC)	1978-Newer	250 HP V6 (E-TEC)	1991-Newer
100 HP V4 [Commercial]	1984-Newer	150 HP V6 [Commercial]	1993-Newer	275 HP V6	1986-88
115 HP V4	1995-Newer	150 HP (Pontoon Series)	2014-Newer	300 HP V6 (E-TEC)	1988-95, 09-Newer
115 HP (Pontoon Series)	2014-Newer	155 HP V6 [Commercial]	1978-Newer	2.6 Liter V6	1984-85
120-140 HP V4	1985	175 HP V6 (E-TEC)	1977-Newer	3.6 Liter V6	1986-87
130 HP V4	1995-96	185 HP V6	1984-85		
130 HP (E-TEC) [25" Shaft]	2009-10	200 HP V6 (E-TEC)	1976-Newer		

AR-3 ALUMINUM 3-BLADE

E SERIES



EMP #	DIA.	PITCH	ROTATION
P2511-1525-15	15-1/4"	15"	RH
P2511-1500-17	15"	17"	RH
P2511-1450-19	14-1/2"	19"	RH
P2511-1425-21	14-1/4"	21"	RH

AR-3+ ALUMINUM 3-BLADE

E SERIES



EMP #	DIA.	PITCH	ROTATION
P2511-1600-13	16"	13"	RH

HRS-3 STAINLESS STEEL 3-BLADE

E SERIES



EMP #	DIA.	PITCH	ROTATION
P2551-1475-19	14-3/4"	19"	RH
P2551-1450-21	14-1/2"	21"	RH



FIXED (PRESSED IN) HUB PROPELLERS

JOHNSON/EVINRUDE

JOHNSON 150-300 HP • 4-3/4" GEARCASE (15-SPLINE & THRU HUB EXHAUST)

Engine Size
Johnson DF150/175/200/225/250/300 HP (4-Stroke)

LX-3 STAINLESS STEEL 3-BLADE

E SERIES



EMP #	DIA.	PITCH	ROTATION
P4571-1575-15	15-3/4"	15"	RH
P4571-1550-17	15-1/2"	17"	RH
P4572-1550-17	15-1/2"	17"	LH
P4571-1525-19	15-1/4"	19"	RH
P4572-1525-19	15-1/4"	19"	LH
P4571-1500-21	15"	21"	RH
P4572-1500-21	15"	21"	LH

LXP-3 STAINLESS STEEL 3-BLADE

E+ SERIES



EMP #	DIA.	PITCH	ROTATION
P4571-1600-17	16"	17"	RH
P4572-1600-17	16"	17"	LH
P4571-1600-19	16"	19"	RH
P4572-1600-19	16"	19"	LH
P4571-1575-21	15-3/4"	21"	RH

LX-4 STAINLESS STEEL 4-BLADE

E SERIES



EMP #	DIA.	PITCH	ROTATION
P4573-1525-18	15-1/4"	18"	RH
P4573-1525-20	15-1/4"	20"	RH
P4573-1525-22	15-1/4"	22"	RH

200-225 HP • 4-3/4" GEARCASE (15-SPLINE & THRU HUB EXHAUST)

Engine Size
200, 225 (4-Stroke)

AR-3+ ALUMINUM 3-BLADE

E+ SERIES



EMP #	DIAMETER	PITCH	ROTATION
P4511-1575-15	15-3/4"	15"	RH
P4511-1550-17	15-1/2"	17"	RH
P4511-1525-19	15-1/4"	19"	RH
P4511-1525-21	15-1/4"	21"	RH
P4511-1525-23	15-1/4"	23"	RH

8-20 HP • 2-1/2" GEARCASE (8-SPLINE & THRU HUB EXHAUST)

Engine Size	Year	Engine Size	Year
BF8	2000-Newer	BF15	1991-Newer
BF9.9	1988-Newer	BF20	2003-Newer

AR-3 ALUMINUM 3-BLADE

A SERIES



EMP #	DIAMETER	PITCH	ROTATION
P3111-0925-08	9-1/4"	8"	RH
P3111-0925-09	9-1/4"	9"	RH
P3111-0925-10	9-1/4"	10"	RH
P3111-0925-11	9-1/4"	11"	RH
P3111-0925-12	9-1/4"	12"	RH

25-30 HP • 3" GEARCASE (10-SPLINE & THRU HUB EXHAUST)

Engine Size	Year	Engine Size	Year
BF25	1994-Newer	BF30	1995-Newer

AR-3 ALUMINUM 3-BLADE

B SERIES



EMP #	DIA.	PITCH	ROTATION
P5211-0988-09	9-7/8"	9"	RH
P5211-0988-10	9-7/8"	10"	RH
P5211-0988-11	9-7/8"	11"	RH
P5211-0988-12	9-7/8"	12"	RH
P5211-0988-13	9-7/8"	13"	RH
P5211-0988-14	9-7/8"	14"	RH

AR-4 ALUMINUM 4-BLADE

B SERIES



EMP #	DIA.	PITCH	ROTATION
P5213-1020-11	10-3/16"	11"	RH
P5213-1020-12	10-3/16"	12"	RH
P5213-1013-13	10-1/8"	13"	RH
P5213-1013-15	10-1/8"	15"	RH

ST-3 STAINLESS STEEL 3-BLADE

B SERIES



EMP #	DIA.	PITCH	ROTATION
P5221-1000-11	10"	11"	RH
P5221-1000-12	10"	12"	RH
P5221-1000-13	10"	13"	RH
P5221-1000-14	10"	14"	RH

FIXED (PRESSED IN) HUB PROPELLERS

HONDA

35-60 HP • 3-1/2" GEARCASE (13-SPLINE & THRU HUB EXHAUST)

Engine Size	Year	Engine Size	Year	Engine Size	Year
BF35	1991-94	BF45	1991-94	BF60/60A	2010-Newer
BF40	1995-Newer	BF50/50A	1995-Newer		

AR-3 ALUMINUM 3-BLADE

C SERIES



EMP #	DIA.	PITCH	ROTATION
P3311-1225-09	12-1/4"	9"	RH
P3311-1175-10	11-3/4"	10"	RH
P3311-1163-11	11-5/8"	11"	RH
P3311-1138-12	11-3/8"	12"	RH
P3311-1113-13	11-1/8"	13"	RH
P3311-1125-14	11-1/4"	14"	RH
P3311-1100-15	11"	15"	RH
P3311-1113-16	11-1/8"	16"	RH
P3311-1100-17	11"	17"	RH

AR-4 ALUMINUM 4-BLADE

C SERIES



EMP #	DIA.	PITCH	ROTATION
P3313-1063-11	10-5/8"	11"	RH
P3313-1063-12	10-5/8"	12"	RH
P3313-1038-13	10-3/8"	13"	RH
P3313-1013-14	10-1/8"	14"	RH

SR-3 STAINLESS STEEL 3-BLADE

C SERIES



EMP #	DIA.	PITCH	ROTATION
P3331-1225-09	12-1/4"	9"	RH
P3331-1150-11	11-1/2"	11"	RH
P3331-1163-12	11-5/8"	12"	RH
P3331-1150-13	11-1/2"	13"	RH
P3331-1138-14	11-3/8"	14"	RH
P3331-1125-15	11-1/4"	15"	RH

60-130 HP • 4-1/4" GEARCASE (15-SPLINE & THRU HUB EXHAUST)

Engine Size	Year	Engine Size	Year	Engine Size	Year
BFP60	2010-Newer	BF90	1995-Newer	BF130	1998-04
BF75	1995-Newer	BF100	2013-Newer		
BF80	2013-Newer	BF115	1998-10		

AR-3 ALUMINUM 3-BLADE

D SERIES



EMP #	DIAMETER	PITCH	ROTATION
P6411-1400-09	14"	9"	RH
P6411-1400-11	14"	11"	RH
P6411-1400-13	14"	13"	RH
P6411-1375-15	13-3/4"	15"	RH
P6411-1325-17	13-1/4"	17"	RH

115-250 HP • 4-3/4" GEARCASE (15-SPLINE & THRU HUB EXHAUST)

Engine Size
BF115
BF135/BF150

Year
2011-Newer
2004-Newer

Engine Size
BF200/BF225
BF250

Year
2002-Newer
2012-Newer

AR-3 ALUMINUM 3-BLADE

E SERIES



EMP #	DIA.	PITCH	ROTATION
P1511-1525-15	15-1/4"	15"	RH
P1511-1500-17	15"	17"	RH
P1511-1450-19	14-1/2"	19"	RH
P1511-1425-21	14-1/4"	21"	RH
P1511-1400-23	14"	23"	RH

AR-3+ ALUMINUM 3-BLADE

E+ SERIES



EMP #	DIA.	PITCH	ROTATION
P1511-1600-13	16"	13"	RH
P1511-1575-15	15-3/4"	15"	RH
P1511-1550-17	15-1/2"	17"	RH
P1511-1525-19	15-1/4"	19"	RH
P1511-1525-21	15-1/4"	21"	RH

AR-4 ALUMINUM 4-BLADE

E SERIES



EMP #	DIA.	PITCH	ROTATION
P1513-1500-15	15"	15"	RH
P1513-1450-17	14-1/2"	17"	RH
P1513-1425-19	14-1/4"	19"	RH
P1513-1400-21	14"	21"	RH

SR-3 STAINLESS STEEL 3-BLADE

E SERIES



EMP #	DIA.	PITCH	ROTATION
P1531-1450-15	14-1/2"	15"	RH
P1531-1425-17	14-1/4"	17"	RH
P1531-1400-19	14"	19"	RH
P1531-1400-21	14"	21"	RH

HRS-3 STAINLESS STEEL 3-BLADE

E SERIES



EMP #	DIA.	PITCH	ROTATION
P1551-1500-14	15"	14"	RH
P1551-1475-16	14-3/4"	16"	RH
P1551-1475-17	14-3/4"	17"	RH
P1551-1475-19	14-3/4"	19"	RH
P1551-1450-21	14-1/2"	21"	RH
P1551-1475-22	14-3/4"	22"	RH
P1551-1425-24	14-1/4"	24"	RH

LX-3 STAINLESS STEEL 3-BLADE

E SERIES



EMP #	DIA.	PITCH	ROTATION
P1571-1575-15	15-3/4"	15"	RH
P1571-1550-17	15-1/2"	17"	RH
P1571-1525-19	15-1/4"	19"	RH
P1571-1500-21	15"	21"	RH
P1571-1475-23	14-3/4"	23"	RH

SR-3+ STAINLESS STEEL 3-BLADE

E+ SERIES

EMP #	DIA.	PITCH	ROTATION
P1531-1575-13	15-3/4"	13"	RH

HRS-4 STAINLESS STEEL 4-BLADE

E SERIES



EMP #	DIA.	PITCH	ROTATION
P1553-1450-15	14-1/2"	15"	RH
P1553-1425-17	14-1/4"	17"	RH
P1553-1413-19	14-1/8"	19"	RH
P1553-1400-21	14"	21"	RH
P1553-1400-23	14"	23"	RH
P1553-1400-25	14"	25"	RH

FIXED (PRESSED IN) HUB PROPELLERS

HONDA

350 HP • 4-3/4" GEARCASE (15-SPLINE & THRU HUB EXHAUST)

Engine Size	Year
BF350	All

LXP-3 STAINLESS STEEL 3-BLADE

E+ SERIES



EMP #	DIAMETER	PITCH	ROTATION
P4571-1600-17	16"	17"	RH
P4572-1600-17	16"	17"	LH
P4571-1600-19	16"	18-1/2"	RH
P4572-1600-19	16"	18-1/2"	LH
P4571-1575-21	15-3/4"	21"	RH

FIXED (PRESSED IN) HUB PROPELLERS

MERCURY/MARINER/FORCE/MERCUISER

4-6 HP (12-SPLINE & THRU HUB EXHAUST)

Engine Size	Year
4/5 HP (2-Stroke)	1987-Newer
4/6 HP (4-Stroke)	1999-Newer

AR-3 ALUMINUM 3-BLADE



EMP #	DIAMETER	PITCH	ROTATION
P5011-0788-07	7-3/4"	7"	RH
P5011-0788-08	7-3/4"	8"	RH
P5011-0788-09	7-3/4"	9"	RH

8-9.9 HP • 2-1/2" GEARCASE (12-SPLINE & THRU HUB EXHAUST)

Engine Size	Year
8/9.9 HP (4-Stroke) [non-Bigfoot]	2005-Newer

AR-3 ALUMINUM 3-BLADE

A SERIES



EMP #	DIAMETER	PITCH	ROTATION
P5011-0888-07	8-7/8"	7"	RH
P5011-0850-08	8-1/2"	7-1/2"	RH
P5011-0888-09	8-7/8"	8-1/2"	RH

AR-4 ALUMINUM 4-BLADE

A SERIES

EMP #	DIAMETER	PITCH	ROTATION
P5013-1000-05	10"	5"	RH
P5013-1000-07	10"	7"	RH

6-15 HP • 2-1/2" GEARCASE (8-SPLINE & THRU HUB EXHAUST)

Engine Size	Year
6/8/9.9 HP (2-Stroke)	1986-Newer
8/9.9 HP (4-Stroke) [non-Bigfoot]	2002 & 2004
9.9/15 HP (Force)	1996-98
10/15 HP (SeaPro/Marathon)	1995-01
15 HP	1989-06



AR-3 ALUMINUM 3-BLADE

A SERIES

EMP #	DIAMETER	PITCH	ROTATION
P1111-0925-08	9-1/4"	8"	RH
P1111-0925-09	9-1/4"	9"	RH
P1111-0925-10	9-1/4"	10"	RH
P1111-0925-11	9-1/4"	11"	RH

ST-3 STAINLESS STEEL 3-BLADE

A SERIES

EMP #	DIAMETER	PITCH	ROTATION
P1121-0925-09	9-1/4"	9"	RH
P1121-0925-10	9-1/4"	10"	RH

9.9-20 HP • 2-1/2" GEARCASE (14-SPLINE) JAPANESE MADE MODELS

Engine Size	Year
9.9 HP (Bigfoot)	2005-Newer
15/20 HP (4-Stroke)	2007-Newer



AR-3 ALUMINUM 3-BLADE

A SERIES

EMP #	DIAMETER	PITCH	ROTATION
P5111-0925-08	9-1/4"	8"	RH
P5111-0925-09	9-1/4"	9"	RH
P5111-0925-10	9-1/4"	10"	RH
P5111-0925-11	9-1/4"	11"	RH
P5111-0925-12	9-1/4"	12"	RH

ST-3 STAINLESS STEEL 3-BLADE

A SERIES

EMP #	DIAMETER	PITCH	ROTATION
P5121-0925-09	9-1/4"	9"	RH
P5121-0925-10	9-1/4"	10"	RH
P5121-0925-11	9-1/4"	11"	RH
P5121-0925-12	9-1/4"	12"	RH

9.9-25 HP • 3" GEARCASE (10-SPLINE & THRU HUB EXHAUST)

AR-3 ALUMINUM 3-BLADE

B SERIES

EMP #	DIAMETER	PITCH	ROTATION
P1211-1038-11	10-3/8"	11"	RH
P1211-1038-12	10-3/8"	12"	RH
P1211-1038-13	10-3/8"	13"	RH
P1211-1000-14	10"	14"	RH
P1211-1000-15	10"	15"	RH

SR-3 STAINLESS STEEL 3-BLADE

B SERIES

EMP #	DIAMETER	PITCH	ROTATION
P1231-1013-11	10-1/8"	11"	RH
P1231-1013-13	10-1/8"	13"	RH

Engine Size	Year
9.9/15 HP (4-Stroke) [Bigfoot/Sail]	1999-05
18 HP	1980-85
20 HP	1986-02
25 HP	1980-02
25 HP (3-Cyl.) [Force]	1995-98



FIXED (PRESSED IN) HUB PROPELLERS

MERCURY/MARINER/FORCE/MERCUISER

25-30 HP • 3" GEARCASE (10-SPLINE) JAPANESE MADE MODELS (YAMAHA)

Engine Size	Year	Engine Size	Year	Engine Size	Year
25 HP	1980-84	28 HP	1976-79	30 HP	1979-90

AR-3 ALUMINUM 3-BLADE

B SERIES



SR-3 STAINLESS STEEL 3-BLADE

B SERIES



EMP #	DIAMETER	PITCH	ROTATION
P3211-0988-09	9-7/8"	9"	RH
P3211-0988-10	9-7/8"	10-1/2"	RH
P3211-0988-11	9-7/8"	11-1/4"	RH
P3211-0988-12	9-7/8"	12"	RH
P3211-0988-13	9-7/8"	13"	RH

EMP #	DIAMETER	PITCH	ROTATION
P3231-1050-11	10-1/8"	11"	RH
P3231-1025-12	10-1/8"	12"	RH
P3231-1013-13	10-1/8"	13"	RH
P3231-1000-14	10-1/8"	14"	RH
P3231-1000-15	10-1/8"	15"	RH

25-30 HP • 3" GEARCASE (10-SPLINE) JAPANESE MADE MODELS (TOHATSU)

Engine Size	Year
25-30 HP (4-Stroke) [non-Bigfoot]	2006-Newer

AR-3 ALUMINUM 3-BLADE

B SERIES



AR-4 ALUMINUM 4-BLADE

B SERIES



ST-3 STAINLESS STEEL 3-BLADE

B SERIES



EMP #	DIA.	PITCH	ROTATION
P5211-0988-09	9-7/8"	9"	RH
P5211-0988-10	9-7/8"	10"	RH
P5211-0988-11	9-7/8"	11"	RH
P5211-0988-12	9-7/8"	12"	RH
P5211-0988-13	9-7/8"	13"	RH
P5211-0988-14	9-7/8"	14"	RH

EMP #	DIA.	PITCH	ROTATION
P5213-1020-11	10-3/16"	11"	RH
P5213-1020-12	10-3/16"	12"	RH
P5213-1013-13	10-1/8"	13"	RH
P5213-1013-15	10-1/8"	15"	RH

EMP #	DIA.	PITCH	ROTATION
P5221-1000-11	10"	11"	RH
P5221-1000-12	10"	12"	RH
P5221-1000-13	10"	13"	RH
P5221-1000-14	10"	14"	RH

40 HP (13-SPLINE) JAPANESE MADE MODELS (TOHATSU)

SR-3 STAINLESS STEEL 3-BLADE

C SERIES

EMP #	DIAMETER	PITCH	ROTATION
P5331-1163-12	11-5/8"	12"	RH
P5331-1150-13	11-1/2"	13"	RH
P5331-1138-14	11-3/8"	14"	RH
P5331-1125-15	11-1/4"	15"	RH



25-70 HP • 3-1/4" GEARCASE (13-SPLINE & THRU HUB EXHAUST)

Engine Size	Year	Engine Size	Year	Engine Size	Year
25 HP (4-Stroke) [Bigfoot]	1999-05	40 HP (2 & 4-Stroke) [non-Bigfoot]	1977-Newer	60 HP (2 & 4-Stroke) [non-Bigfoot]	1978-Newer
30 HP [Bigfoot]	2010-Newer	50 HP (2 & 4-Stroke) [non-Bigfoot]	1977-Newer	70 HP	1983 & Older
30 HP (2-Stroke) [Sea Pro/Marathon]	1994-05	45 HP	1986-89	40/50 HP (Force)	1995-98
35 HP	1984-89	48 HP (Mariner)	All	70 HP (Force)	1991-95
402 & 500 Models	1974-Newer	55 HP	1995-Newer	75 HP (Force)	1996-98

AR-3 ALUMINUM 3-BLADE

C SERIES



EMP #	DIA.	PITCH	ROTATION
P1311-1225-09	12-1/4"	9"	RH
P1311-1175-10	11-3/4"	10"	RH
P1311-1163-11	11-5/8"	11"	RH
P1311-1138-12	11-3/8"	12"	RH
P1311-1113-13	11-1/8"	13"	RH
P1311-1125-14	11-1/4"	14"	RH
P1311-1100-15	11"	15"	RH

AR-4 ALUMINUM 4-BLADE

C SERIES



EMP #	DIA.	PITCH	ROTATION
P1313-1163-11	10-5/8"	11"	RH
P1313-1063-12	10-5/8"	12"	RH
P1313-1038-13	10-3/8"	13"	RH
P1313-1018-14	10-1/8"	14"	RH

SR-3 STAINLESS STEEL 3-BLADE

C SERIES



EMP #	DIA.	PITCH	ROTATION
P1331-1225-09	12-1/4"	9"	RH
P1331-1150-11	11-1/2"	11"	RH
P1331-1163-12	11-5/8"	12"	RH
P1331-1150-13	11-1/2"	13"	RH
P1331-1138-14	11-3/8"	14"	RH
P1331-1125-15	11-1/4"	15"	RH

FIXED (PRESSED IN) HUB PROPELLERS

MERCURY/MARINER/FORCE/MERCURUISER

40-140 HP • 4-1/4" GEARCASE (15-SPLINE & THRU HUB EXHAUST)

Engine Size	Year	Engine Size	Year	Engine Size	Year
40/50 HP Bigfoot (4-Stroke) [CT]	-	75 HP (SeaPro/Marathon)	All	115 HP (2 & 4-Stroke)	1978 & Older
60 HP Bigfoot (4-Stroke) [CT]	1995-Newer	80 HP (Model 800) [2 & 4-Cyl.]	1977 & Older	125 HP	1994-Newer
60 HP (SeaPro/Marathon)	1995-Newer	80 HP (Mariner)	1978-83	140 (SeaPro/Offshore)	1978-81
65 HP (Model 650) [4-Cyl.]	1961-70	80 HP	1978-89	Models 900-1500	1977 & Older
65 HP (Model 650) [2-Cyl.]	1971 & Older	85 HP (Model 850) [2 & 4-Cyl.]	1977 & Older	75 HP (Force)	1999-Newer
70 HP	1987-89	90 HP (2 & 4-Stroke)	1978-Newer	90, 120, 150 HP (Force)	1995-Newer
75 HP (2 & 4-Stroke)	1984-Newer	100 HP	1988-99		

AR-3 ALUMINUM 3-BLADE

D SERIES



AR-4 ALUMINUM 4-BLADE

D SERIES



EMP #	DIAMETER	PITCH	ROTATION
P1411-1400-09	14"	9"	RH
P1411-1400-11	14"	11"	RH
P1411-1400-13	14"	13"	RH
P1411-1375-15	13-3/4"	15"	RH
P1411-1325-17	13-1/4"	17"	RH
P1411-1300-19	13"	19"	RH
P1411-1275-21	12-3/4"	21"	RH

EMP #	DIAMETER	PITCH	ROTATION
P1413-1375-13	13-3/4"	13"	RH
P1413-1338-15	13-3/8"	15"	RH
P1413-1300-17	13"	17"	RH
P1413-1250-19	12-1/2"	19"	RH

SR-3 STAINLESS STEEL 3-BLADE

D SERIES



HRS-3 STAINLESS STEEL 3-BLADE

D SERIES



HRS-4 STAINLESS STEEL 4-BLADE

D SERIES



EMP #	DIA.	PITCH	ROTATION
P1431-1375-13	13-3/4"	13"	RH
P1431-1350-15	13-1/2"	15"	RH
P1431-1325-17	13-1/4"	17"	RH
P1431-1300-19	13"	19"	RH
P1431-1300-21	13"	21"	RH

EMP #	DIA.	PITCH	ROTATION
P1441-1350-15	13-1/2"	15"	RH
P1441-1325-17	13-1/2"	17"	RH
P1441-1350-19	13-1/2"	19"	RH

EMP #	DIA.	PITCH	ROTATION
P1453-1350-13	13-1/2"	13"	RH
P1453-1325-15	13-1/4"	15"	RH
P1453-1300-17	13"	17"	RH
P1453-1300-19	13"	19"	RH
P1453-1300-21	13"	21"	RH

90-UP HP • 4-3/4" GEARCASE (15-SPLINE & THRU HUB EXHAUST)

Engine Size	Year	Engine Size	Year	Engine Size	Year
90/115 HP (CT)	2014-Newer	225 HP	1980-Newer	120-260 HP [Mercuruiser]	1983-85
100 HP (CT)	2015-Newer	225 HP (Marathon)	All Years	Alpha One Drive (Gen 1 & Gen 2)	All
135 HP	1987-Newer	250 HP	1994-Newer	[Mercuruiser]	
150/175 HP	1978-Newer	275 HP	1990-94	All R/MR/TRS [Mercuruiser]	1982 & Older
200 HP	1978-Newer	300 HP	1983, 99-Newer	Bravo 1 & Bravo 1 X Drives	-
220 HP	1987-88	3.4 Litre	1984-86	[Mercuruiser]	

AR-3 ALUMINUM 3-BLADE

E SERIES



EMP #	DIA.	PITCH	ROTATION
P1511-1525-15	15-1/4"	15"	RH
P1511-1500-17	15"	17"	RH
P1511-1450-19	14-1/2"	19"	RH
P1511-1425-21	14-1/4"	21"	RH
P1511-1400-23	14"	23"	RH

AR-3+ ALUMINUM 3-BLADE

E+ SERIES



EMP #	DIA.	PITCH	ROTATION
P1511-1600-13	16"	13"	RH
P1511-1575-15	15-3/4"	15"	RH
P1511-1550-17	15-1/2"	17"	RH
P1511-1525-19	15-1/4"	19"	RH
P1511-1525-21	15-1/4"	21"	RH

AR-4 ALUMINUM 4-BLADE

E SERIES



EMP #	DIA.	PITCH	ROTATION
P1513-1500-15	15"	15"	RH
P1513-1450-17	14-1/2"	17"	RH
P1513-1425-19	14-1/4"	19"	RH
P1513-1400-21	14"	21"	RH

HRS-3 STAINLESS STEEL 3-BLADE

E SERIES



EMP #	DIA.	PITCH	ROTATION
P1551-1500-14	15"	14"	RH
P1551-1475-16	14-3/4"	16"	RH
P1551-1475-17	14-3/4"	17"	RH
P1551-1475-19	14-3/4"	19"	RH
P1551-1450-21	14-1/2"	21"	RH
P1551-1475-22	14-3/4"	22"	RH
P1551-1425-24	14-1/4"	24"	RH

LX-3 STAINLESS STEEL 3-BLADE

E SERIES



EMP #	DIA.	PITCH	ROTATION
P1571-1575-15	15-3/4"	15"	RH
P1571-1550-17	15-1/2"	17"	RH
P1571-1525-19	15-1/4"	19"	RH
P1571-1500-21	15"	21"	RH
P1571-1475-23	14-3/4"	23"	RH

SR-3 STAINLESS STEEL 3-BLADE

E SERIES



EMP #	DIA.	PITCH	ROTATION
P1531-1450-15	14-1/2"	15"	RH
P1531-1425-17	14-1/4"	17"	RH
P1531-1400-19	14"	19"	RH
P1531-1400-21	14"	21"	RH

SR-3+ STAINLESS STEEL 3-BLADE

E+ SERIES

EMP #	DIA.	PITCH	ROTATION
P1531-1575-13	15-3/4"	13"	RH

HRS-4 STAINLESS STEEL 4-BLADE

E SERIES



EMP #	DIA.	PITCH	ROTATION
P1553-1450-15	14-1/2"	15"	RH
P1553-1425-17	14-1/4"	17"	RH
P1553-1413-19	14-1/8"	19"	RH
P1553-1400-21	14"	21"	RH
P1553-1400-23	14"	23"	RH
P1553-1400-25	14"	25"	RH

FIXED (PRESSED IN) HUB PROPELLERS

PARSUN

6-8 HP (7-SPLINE & THRU HUB EXHAUST)

Engine Size	Year
F6, F8, F9.8	-

AR-3 ALUMINUM 3-BLADE

8 SERIES



EMP #	DIAMETER	PITCH	ROTATION
P3011-0850-07	8-1/2"	7-1/2"	RH
P3011-0850-08	8-1/2"	8-1/2"	RH
P3011-0850-09	8-1/2"	9-1/4"	RH

4-9.8 HP (12-SPLINE & THRU HUB EXHAUST)

Engine Size	Year	Engine Size	Year
T4, 5, 5.8 HP (2-Stroke)	-	T6, 8, 9.8 HP (2-Stroke)	-

AR-3 ALUMINUM 3-BLADE

8 SERIES



EMP #	DIAMETER	PITCH	ROTATION
P5011-0788-07	7-7/8"	7"	RH
P5011-0788-08	7-7/8"	8"	RH
P5011-0788-09	7-7/8"	9"	RH
P5011-0888-07	8-7/8"	7"	RH
P5011-0850-08	8-1/2"	7-1/2"	RH
P5011-0888-09	8-7/8"	8-1/2"	RH

9.9-15 HP • 2-1/2" GEARCASE (8-SPLINE & THRU HUB EXHAUST)

Engine Size	Year
T9.9, 15 HP (2-Stroke)	-

Engine Size	Year
F9.9, 15 HP (4-Stroke)	-

AR-3 ALUMINUM 3-BLADE

A SERIES



EMP #	DIAMETER	PITCH	ROTATION
P3111-0925-08	9-1/4"	8"	RH
P3111-0925-09	9-1/4"	9"	RH
P3111-0925-10	9-1/4"	10"	RH
P3111-0925-11	9-1/4"	11"	RH
P3111-0925-12	9-1/4"	12"	RH

ST-3 STAINLESS STEEL 3-BLADE

A SERIES



EMP #	DIAMETER	PITCH	ROTATION
P3121-0925-09	9-1/4"	9"	RH
P3121-0925-10	9-1/4"	10"	RH
P3121-0925-11	9-1/4"	11"	RH
P3121-0925-12	9-1/4"	12"	RH

20-30 HP • 3" GEARCASE (10-SPLINE & THRU HUB EXHAUST)

Engine Size
T20, 25, 30 (2-Stroke)

Year
-

Engine Size
F20, 25 (4-Stroke)

Year
-

AR-3 ALUMINUM 3-BLADE

B SERIES



EMP #	DIAMETER	PITCH	ROTATION
P3211-0988-09	9-7/8"	9"	RH
P3211-0988-10	9-7/8"	10-1/2"	RH
P3211-0988-11	9-7/8"	11-1/4"	RH
P3211-0988-12	9-7/8"	12"	RH
P3211-0988-13	9-7/8"	13"	RH

SR-3 STAINLESS STEEL 3-BLADE

B SERIES



EMP #	DIAMETER	PITCH	ROTATION
P3231-1050-11	10-1/8"	11"	RH
P3231-1025-12	10-1/8"	12"	RH
P3231-1013-13	10-1/8"	13"	RH
P3231-1000-14	10-1/8"	14"	RH
P3231-1000-15	10-1/8"	15"	RH

35-40 HP • 3-1/2" GEARCASE (13-SPLINE & THRU HUB EXHAUST)

Engine Size
T35, T40 (2-Stroke)

Year
-

AR-3 ALUMINUM 3-BLADE

C SERIES



EMP #	DIA.	PITCH	ROTATION
P3311-1225-09	12-1/4"	9"	RH
P3311-1175-10	11-3/4"	10"	RH
P3311-1163-11	11-5/8"	11"	RH
P3311-1138-12	11-3/8"	12"	RH
P3311-1113-13	11-1/8"	13"	RH
P3311-1125-14	11-1/4"	14"	RH
P3311-1100-15	11"	15"	RH
P3311-1113-16	11-1/8"	16"	RH
P3311-1100-17	11"	17"	RH

AR-4 ALUMINUM 4-BLADE

C SERIES



EMP #	DIA.	PITCH	ROTATION
P3313-1063-11	10-5/8"	11"	RH
P3313-1063-12	10-5/8"	12"	RH
P3313-1038-13	10-3/8"	13"	RH
P3313-1013-14	10-1/8"	14"	RH

SR-3 STAINLESS STEEL 3-BLADE

C SERIES



EMP #	DIA.	PITCH	ROTATION
P3331-1225-09	12-1/4"	9"	RH
P3331-1150-11	11-1/2"	11"	RH
P3331-1163-12	11-5/8"	12"	RH
P3331-1150-13	11-1/2"	13"	RH
P3331-1138-14	11-3/8"	14"	RH
P3331-1125-15	11-1/4"	15"	RH

75-90 HP • 4-1/4" GEARCASE (15-SPLINE & THRU HUB EXHAUST)

Engine Size	Year
T75, 85, 90 (2-Stroke)	-

AR-3 ALUMINUM 3-BLADE

D SERIES



AR-4 ALUMINUM 4-BLADE

D SERIES



EMP #	DIAMETER	PITCH	ROTATION
P3411-1400-09	14"	9"	RH
P3411-1400-11	14"	11"	RH
P3411-1363-13	13-5/8"	13"	RH
P3411-1350-15	13-1/2"	15"	RH
P3411-1325-17	13-1/4"	17"	RH
P3411-1300-19	13"	19"	RH
P3411-1300-21	12-5/8"	21"	RH

EMP #	DIAMETER	PITCH	ROTATION
P3413-1375-13	13-3/4"	13"	RH
P3413-1300-15	13-3/8"	15"	RH
P3413-1300-17	13"	17"	RH
P3413-1250-19	12-1/2"	19"	RH

SR-3 STAINLESS STEEL 3-BLADE

D SERIES



HRS-3 STAINLESS STEEL 3-BLADE

D SERIES



HRS-4 STAINLESS STEEL 4-BLADE

D SERIES



EMP #	DIA.	PITCH	ROTATION
P3431-1375-13	13-3/4"	13"	RH
P3431-1350-15	13-1/2"	15"	RH
P3431-1325-17	13-1/4"	17"	RH
P3431-1300-19	13"	19"	RH
P3431-1300-21	13"	21"	RH

EMP #	DIA.	PITCH	ROTATION
P3441-1375-13	13-3/4"	13"	RH
P3441-1350-15	13-1/2"	15"	RH
P3441-1325-17	13-1/4"	17"	RH
P3441-1350-19	13-1/2"	19"	RH

EMP #	DIA.	PITCH	ROTATION
P3453-1350-13	13-1/2"	13"	RH
P3453-1325-15	13-1/4"	15"	RH
P3453-1300-17	13"	17"	RH
P3453-1300-19	13"	19"	RH
P3453-1300-21	13"	21"	RH

4-6 HP (10-SPLINE)

Engine Size	Year
DF4, DF6 (4-Stroke)	2004-Newer

AR-3 ALUMINUM 3-BLADE



EMP #	DIAMETER	PITCH	ROTATION
P4011-0750-07S	7-1/2"	7"	RH

8-20 HP • 2-1/2" GEARCASE (10-SPLINE)

Engine Size	Year	Engine Size	Year	Engine Size	Year
DF8A (4-Stroke)	2011-Newer	DF9.9A, DF9.9B (4-Stroke)	2010-Newer	DF15 (4-Stroke)	1996-12
DT9.9 (2-Stroke)	1983-87	DT15 (2-Stroke)	1983-88	DF15A, DF20A (4-Stroke)	2013-Newer
DF9.9 (4-Stroke)	1996-Newer	DT15C (2-Stroke)	1989-97		

AR-3 ALUMINUM 3-BLADE

A SERIES



EMP #	DIA.	PITCH	ROTATION
P4111-0925-07A	9-1/4"	7"	RH
P4111-0925-08A	9-1/4"	8"	RH
P4111-0925-09A	9-1/4"	9"	RH
P4111-0925-10A	9-1/4"	10"	RH
P4111-0925-11A	9-1/4"	11"	RH
P4111-0925-12A	9-1/4"	12"	RH

AR-4 ALUMINUM 4-BLADE

A SERIES



EMP #	DIA.	PITCH	ROTATION
P4113-1000-05A	10"	5"	RH
P4113-1000-07A	10"	7"	RH

ST-3 STAINLESS STEEL 3-BLADE

A SERIES



EMP #	DIA.	PITCH	ROTATION
P4121-0925-09A	9-1/4"	9"	RH
P4121-0925-10A	9-1/4"	10"	RH
P4121-0925-11A	9-1/4"	11"	RH
P4121-0925-12A	9-1/4"	12"	RH

25-30 HP • 3" GEARCASE (10-SPLINE & THRU HUB EXHAUST)

Engine Size	Year	Engine Size	Year	Engine Size	Year
DT20 (2-Stroke)	1983-88	DF25A (4-Stroke)	2014-Newer	DF30 (4-Stroke)	2000-07
DT25, 25C (2-Stroke)	1983-00	DF25R (4-Stroke)	2010-Newer	DF30A (4-Stroke)	2014-Newer
DF25 (4-Stroke)	2000-Newer	DT30, 30C (2-Stroke)	1983-97		

AR-3 ALUMINUM 3-BLADE

B SERIES



EMP #	DIA.	PITCH	ROTATION
P4211-1025-09	10-1/4"	9"	RH
P4211-1025-10	10-1/4"	10"	RH
P4211-1025-11	10-1/4"	11"	RH
P4211-1025-12	10-1/4"	12"	RH
P4211-1025-13	10-1/4"	13"	RH
P4211-1025-14	10-1/4"	14"	RH
P4211-1025-15	10-1/4"	15"	RH

AR-4 ALUMINUM 4-BLADE

B SERIES



EMP #	DIA.	PITCH	ROTATION
P4213-1025-11	10-1/4"	11"	RH

SR-3 STAINLESS STEEL 3-BLADE

B SERIES



EMP #	DIA.	PITCH	ROTATION
P4231-1013-11	10-1/8"	11"	RH
P4231-1013-12	10-1/8"	12"	RH
P4231-1013-13	10-1/8"	13"	RH
P4231-1013-14	10-1/8"	14"	RH
P4231-1013-15	10-1/8"	15"	RH

35-65 HP • 3-1/4" GEARCASE (13-SPLINE)

Engine Size	Year	Engine Size	Year	Engine Size	Year
DT35C (2-Stroke)	1987-89	DT50, 50M (2-Stroke)	1983-84	DT55, DT65 (2-Stroke)	1985-97
DT40 (2-Stroke)	1983-98	DF50 (4-Stroke)	1999-Newer	DT60 (2-Stroke)	1983-84
DF40 (4-Stroke)	1999-00	DF40A, DF50A, DF60A (4-Stroke)	2010-Newer		

AR-3 ALUMINUM 3-BLADE

C SERIES



EMP #	DIAMETER	PITCH	ROTATION
P4311-1150-10	11-1/2"	10"	RH
P4311-1150-11	11-1/2"	11"	RH
P4311-1163-12	11-5/8"	12"	RH
P4311-1150-13	11-1/2"	13"	RH
P4311-1138-14	11-3/8"	14"	RH
P4311-1125-15	11-1/4"	15"	RH
P4311-1138-16	11-1/8"	16"	RH

AR-4 ALUMINUM 4-BLADE

C SERIES



EMP #	DIAMETER	PITCH	ROTATION
P4313-1025-13	10-1/4"	13"	RH
P4313-1013-14	10-1/8"	14"	RH

50-140 HP • 4-1/4" GEARCASE (13-SPLINE)

Engine Size	Year	Engine Size	Year	Engine Size	Year
DF60 (4-Stroke)	1998-09	DT85 (2-Stroke)	1979-00	DT115, DT140 (2-Stroke)	1981-01
DF70 (4-Stroke)	1998-08	DT90 (2-Stroke)	1989-97		
DT75 (2-Stroke)	1983-97	DT100 (2-Stroke)	1989-00		

AR-3 ALUMINUM 3-BLADE

D SERIES

EMP #	DIAMETER	PITCH	ROTATION
P4411-1400-11	14"	11"	RH
P4411-1400-13	14"	13"	RH
P4411-1375-15	13-3/4"	15"	RH
P4411-1325-17	13-1/4"	17"	RH
P4411-1300-19	13"	19"	RH



70-140 HP • 4-1/4" GEARCASE (13-SPLINE)

Engine Size	Year	Engine Size	Year	Engine Size	Year
DF70A, DF80A, DF90A (4-Stroke)	2009-Newer	DF100A (4-Stroke)	2013-Newer	DF140 (4-Stroke)	2002-12
DF90 (4-Stroke)	2001-08	DF100B (4-Stroke)	2018-Newer	DF115A, DF140A (4-Stroke)	2013-Newer
DF100 (4-Stroke)	2009-12	DF115 (4-Stroke)	2001-12		

AR-3+ ALUMINUM 3-BLADE

D+ SERIES



EMP #	DIAMETER	PITCH	ROTATION
P3411-1400-17	14"	17"	RH
P3411-1400-19	14"	19"	RH

HRS-3+ STAINLESS STEEL 3-BLADE

D+ SERIES



EMP #	DIAMETER	PITCH	ROTATION
P3451-1400-15	14"	15"	RH
P3451-1400-17	14"	17"	RH
P3452-1400-17	14"	17"	LH
P3451-1400-19	14"	19"	RH
P3452-1400-19	14"	19"	LH
P3451-1400-21	14"	21"	RH
P3452-1400-21	14"	21"	LH
P3451-1400-23	14"	23"	RH
P3452-1400-23	14"	23"	LH

150-300 HP • 4-3/4" GEARCASE (15-SPLINE & THRU HUB EXHAUST)

Engine Size
DF150, DF175, DF200, DF225,
DF250, DF300

Year
All

AR-3+ ALUMINUM 3-BLADE

E+ SERIES



LX-3 STAINLESS STEEL 3-BLADE

E SERIES



EMP #	DIAMETER	PITCH	ROTATION
P4511-1575-15	15-3/4"	15"	RH
P4511-1550-17	15-1/2"	17"	RH
P4511-1525-19	15-1/4"	19"	RH
P4511-1525-21	15-1/4"	21"	RH
P4511-1525-23	15-1/4"	23"	RH

EMP #	DIAMETER	PITCH	ROTATION
P4571-1575-15	15-3/4"	15"	RH
P4571-1550-17	15-1/2"	17"	RH
P4572-1550-17	15-1/2"	17"	LH
P4571-1525-19	15-1/4"	19"	RH
P4572-1525-19	15-1/4"	19"	LH
P4571-1500-21	15"	21"	RH
P4572-1500-21	15"	21"	LH

LXP-3 STAINLESS STEEL 3-BLADE

E+ SERIES



LX-4 STAINLESS STEEL 4-BLADE

E SERIES



EMP #	DIAMETER	PITCH	ROTATION
P4571-1600-17	16"	17"	RH
P4572-1600-17	16"	17"	LH
P4571-1600-19	16"	19"	RH
P4572-1600-19	16"	19"	LH
P4571-1575-21	15-3/4"	21"	RH

EMP #	DIAMETER	PITCH	ROTATION
P4573-1525-18	15-1/4"	18"	RH
P4573-1525-20	15-1/4"	20"	RH
P4573-1525-22	15-1/4"	22"	RH

4-6 HP (12-SPLINE & THRU HUB EXHAUST)

Engine Size	Year
M5B (2-Stroke)	-
MFS4, 5S, 6S (4-Stroke)	-
MFS6C, D (4-Stroke)	-

AR-3 ALUMINUM 3-BLADE

5 SERIES



EMP #	DIA.	PITCH	ROTATION
P5011-0788-07	7-3/4"	7"	RH
P5011-0788-08	7-3/4"	8"	RH
P5011-0788-09	7-3/4"	9"	RH

8-9.9 HP • 2-1/2" GEARCASE (12-SPLINE & THRU HUB EXHAUST)

Engine Size	Year	Engine Size	Year
8, 9.8 HP	2005-Newer	NSF8, 9.8 (4-Stroke)	-
MFS8, 9.8 (4-Stroke)	-		

AR-3 ALUMINUM 3-BLADE

A SERIES



EMP #	DIA.	PITCH	ROTATION
P5011-0888-07	8-7/8"	7"	RH
P5011-0850-08	8-1/2"	7-1/2"	RH
P5011-0888-09	8-7/8"	8-1/2"	RH

AR-4 ALUMINUM 4-BLADE

A SERIES



EMP #	DIA.	PITCH	ROTATION
P5013-1000-05	10"	5"	RH
P5013-1000-07	10"	7"	RH

9.9-20 HP • 2-1/2" GEARCASE (14-SPLINE & THRU HUB EXHAUST)

Engine Size	Year	Engine Size	Year	Engine Size	Year
9.9 HP (2-Stroke)	1984-Newer	15, 18 HP (2-Stroke)	1985-Newer	MFS9.9, 15, 18, 20 (4-Stroke)	-
9.9 HP (4-Stroke)	2000-03	15 HP (4-Stroke)	2000-Newer		
12 HP (2-Stroke)	1985-88	18 HP (4-Stroke)	2001-08		

AR-3 ALUMINUM 3-BLADE

A SERIES



EMP #	DIAMETER	PITCH	ROTATION
P5111-0925-08	9-1/4"	8"	RH
P5111-0925-09	9-1/4"	9"	RH
P5111-0925-10	9-1/4"	10"	RH
P5111-0925-11	9-1/4"	11"	RH
P5111-0925-12	9-1/4"	12"	RH

ST-3 STAINLESS STEEL 3-BLADE

A SERIES



EMP #	DIAMETER	PITCH	ROTATION
P5121-0925-09	9-1/4"	9"	RH
P5121-0925-10	9-1/4"	10"	RH
P5121-0925-11	9-1/4"	11"	RH
P5121-0925-12	9-1/4"	12"	RH

FIXED (PRESSED IN) HUB PROPELLERS

NISSAN/TOHATSU

25-30 HP • 3" GEARCASE (10-SPLINE & THRU HUB EXHAUST)

Engine Size	Year	Engine Size	Year
25 HP (2-Stroke)	1986-01	30 HP (2-Stroke)	1985-01
25, 30 HP (4-Stroke)	2002-Newer	30 HP TLDI (2-Stroke)	2016-Newer

AR-3 ALUMINUM 3-BLADE

B SERIES



EMP #	DIA.	PITCH	ROTATION
P5211-0988-09	9-7/8"	9"	RH
P5211-0988-10	9-7/8"	10"	RH
P5211-0988-11	9-7/8"	11"	RH
P5211-0988-12	9-7/8"	12"	RH
P5211-0988-13	9-7/8"	13"	RH
P5211-0988-14	9-7/8"	14"	RH

AR-4 ALUMINUM 4-BLADE

B SERIES



EMP #	DIA.	PITCH	ROTATION
P5213-1020-11	10-1/8"	11"	RH
P5213-1020-12	10-1/8"	12"	RH
P5213-1013-13	10-3/16"	13"	RH
P5213-1013-15	10-3/16"	15"	RH

ST-3 STAINLESS STEEL 3-BLADE

B SERIES



EMP #	DIA.	PITCH	ROTATION
P5221-1000-11	10"	11"	RH
P5221-1000-12	10"	12"	RH
P5221-1000-13	10"	13"	RH
P5221-1000-14	10"	14"	RH

35-50 HP • 3-1/4" GEARCASE (13-SPLINE & THRU HUB EXHAUST)

Engine Size	Year	Engine Size	Year	Engine Size	Year
35B HP (2-Stroke)	1985 & Older	MFS40 HP (4-Stroke)	2015-Newer	BFT60, 60A (4-Stroke)	2014-Newer
40 HP (2-Stroke)	1984-Newer	50 HP (2-Stroke) [All Except 50C]	1992-Newer	MF560A (4-Stroke)	2019-Newer

AR-3 ALUMINUM 3-BLADE

C SERIES



EMP #	DIA.	PITCH	ROTATION
P5311-1225-09	12-1/4"	9"	RH
P5311-1175-10	11-3/4"	10"	RH
P5311-1163-11	11-5/8"	11"	RH
P5311-1138-12	11-3/8"	12"	RH
P5311-1113-13	11-1/8"	13"	RH
P5311-1125-14	11-1/4"	14"	RH
P5311-1100-15	11"	15"	RH
P5311-1113-16	11-1/8"	16"	RH
P5311-1100-17	11"	17"	RH

AR-3+ ALUMINUM 3-BLADE

C SERIES



EMP #	DIA.	PITCH	ROTATION
P5311-1150-13	11-1/2"	11"	RH
P5311-1138-14	11-3/8"	14"	RH
P5311-1125-15	11-1/4"	15"	RH

SR-3 STAINLESS STEEL 3-BLADE

C SERIES



EMP #	DIA.	PITCH	ROTATION
P5331-1163-12	11-5/8"	12"	RH
P5331-1150-13	11-1/2"	13"	RH
P5331-1138-14	11-3/8"	14"	RH
P5331-1125-15	11-1/4"	15"	RH

60-90 HP • 4-1/4" GEARCASE (15-SPLINE & THRU HUB EXHAUST)

Engine Size	Year	Engine Size	Year
BFTW60 (4-Stroke)	2014-Newer	BFT75, BFT90	2014-Newer
BFTW60A (4-Stroke)	2014-Newer	BFW60 (4-Stroke)	2014-Newer

AR-3 ALUMINUM 3-BLADE

D SERIES

EMP #	DIAMETER	PITCH	ROTATION
P6411-1400-09	14"	9"	RH
P6411-1400-11	14"	11"	RH
P6411-1400-13	14"	13"	RH
P6411-1375-15	13-3/4"	15"	RH
P6411-1325-17	13-1/4"	17"	RH



60-140 HP • 4-1/4" GEARCASE (15-SPLINE & THRU HUB EXHAUST)

Engine Size	Year	Engine Size	Year	Engine Size	Year
60C, 70C HP (Large Gearcase)	1999 & Older	90 HP	1987-01	115 HP TLDI	2004-Newer
70 HP TLDI	1982-09	90 HP TLDI	2001-Newer	120, 140 HP	1988-03
75 HP TLDI	2010-Newer	115 HP	1992-01		

AR-3 ALUMINUM 3-BLADE

D SERIES

EMP #	DIAMETER	PITCH	ROTATION
P3411-1400-09	14"	9"	RH
P3411-1400-11	14"	11"	RH
P3411-1363-13	13-5/8"	13"	RH
P3411-1350-15	13-1/2"	15"	RH
P3411-1325-17	13-1/4"	17"	RH
P3411-1300-19	13"	19"	RH
P3411-1300-21	12-5/8"	21"	RH



SR-3 STAINLESS STEEL 3-BLADE

D SERIES

EMP #	DIAMETER	PITCH	ROTATION
P3431-1375-13	13-3/4"	13"	RH
P3431-1350-15	13-1/2"	15"	RH
P3431-1325-17	13-1/4"	17"	RH
P3431-1300-19	13"	19"	RH
P3431-1300-21	13"	21"	RH

AR-4 ALUMINUM 4-BLADE

D SERIES

EMP #	DIAMETER	PITCH	ROTATION
P3413-1375-13	13-3/4"	13"	RH
P3413-1300-15	13-3/8"	15"	RH
P3413-1300-17	13"	17"	RH
P3413-1250-19	12-1/2"	19"	RH

HRS-3 STAINLESS STEEL 3-BLADE

D SERIES

EMP #	DIAMETER	PITCH	ROTATION
P3441-1375-13	13-3/4"	13"	RH
P3441-1350-15	13-1/2"	15"	RH
P3441-1325-17	13-1/4"	17"	RH
P3441-1350-19	13-1/2"	19"	RH

HRS-3 STAINLESS STEEL 4-BLADE

D SERIES

EMP #	DIAMETER	PITCH	ROTATION
P3453-1350-13	13-1/2"	13"	RH
P3453-1325-15	13-1/4"	15"	RH
P3453-1300-17	13"	17"	RH
P3453-1300-19	13"	19"	RH
P3453-1300-21	13"	21"	RH

Engine Size	Year
BT115, BT150, BT200, BT225, BT250	2014-Newer

AR-3 ALUMINUM 3-BLADE

E SERIES



EMP #	DIA.	PITCH	ROTATION
P1511-1525-15	15-1/4"	15"	RH
P1511-1500-17	15"	17"	RH
P1511-1450-19	14-1/2"	19"	RH
P1511-1425-21	14-1/4"	21"	RH
P1511-1400-23	14"	23"	RH

AR-3+ ALUMINUM 3-BLADE

E+ SERIES

EMP #	DIA.	PITCH	ROTATION
P1511-1600-13	16"	13"	RH
P1511-1575-15	15-3/4"	15"	RH
P1511-1550-17	15-1/2"	17"	RH
P1511-1525-19	15-1/4"	19"	RH
P1511-1525-21	15-1/4"	21"	RH

AR-4 ALUMINUM 4-BLADE

E SERIES



EMP #	DIA.	PITCH	ROTATION
P1513-1500-15	15"	15"	RH
P1513-1450-17	14-1/2"	17"	RH
P1513-1425-19	14-1/4"	19"	RH
P1513-1400-21	14"	21"	RH

SR-3 STAINLESS STEEL 3-BLADE

E SERIES



EMP #	DIA.	PITCH	ROTATION
P1531-1450-15	14-1/2"	15"	RH
P1531-1425-17	14-1/4"	17"	RH
P1531-1400-19	14"	19"	RH
P1531-1400-21	14"	21"	RH

SR-3+ STAINLESS STEEL 3-BLADE

E+ SERIES

EMP #	DIA.	PITCH	ROTATION
P1531-1575-13	15-3/4"	13"	RH

LX-3 STAINLESS STEEL 3-BLADE

E SERIES



EMP #	DIA.	PITCH	ROTATION
P1571-1575-15	15-3/4"	15"	RH
P1571-1550-17	15-1/2"	17"	RH
P1571-1525-19	15-1/4"	19"	RH
P1571-1500-21	15"	21"	RH
P1571-1475-23	14-3/4"	23"	RH

HRS-3 STAINLESS STEEL 3-BLADE

E SERIES



EMP #	DIA.	PITCH	ROTATION
P1551-1500-14	15"	14"	RH
P1551-1475-16	14-3/4"	16"	RH
P1551-1475-17	14-3/4"	17"	RH
P1551-1475-19	14-3/4"	19"	RH
P1551-1450-21	14-1/2"	21"	RH
P1551-1475-22	14-3/4"	22"	RH
P1551-1425-24	14-1/4"	24"	RH

HRS-4 STAINLESS STEEL 4-BLADE

E SERIES



EMP #	DIA.	PITCH	ROTATION
P1553-1450-15	14-1/2"	15"	RH
P1553-1425-17	14-1/4"	17"	RH
P1553-1413-19	14-1/8"	19"	RH
P1553-1400-21	14"	21"	RH
P1553-1400-23	14"	23"	RH
P1553-1400-25	14"	25"	RH

6-9.9 HP (7-SPLINE & THRU HUB EXHAUST)

Engine Size	Year	Engine Size	Year	Engine Size	Year
6 HP (2-Stroke)	1986-00	8 HP (2-Stroke)	1986-09	F9.9 HP (4-Stroke)	2008-Newer
F6 HP (4-Stroke)	1986-00	F8 HP (4-Stroke)	1986-09		

AR-3 ALUMINUM 3-BLADE

8 SERIES

EMP #	DIAMETER	PITCH	ROTATION
P3011-0850-07	8-1/2"	7-1/2"	RH
P3011-0850-08	8-1/2"	8-1/2"	RH
P3011-0850-09	8-1/2"	9-1/4"	RH



9.9-20 HP • 2-1/2" GEARCASE (8-SPLINE & THRU HUB EXHAUST)

Engine Size	Year	Engine Size	Year
T8, T9.9 (2-Stroke)	All	F15 (4-Stroke)	1998-Newer
9.9/15 HP (2-Stroke)	1984-09	F15C (4-Stroke)	2007-17
F9.9 (4-Stroke)	2000-07	F20 (4-Stroke)	2007-17



20-30 HP • 3" GEARCASE (10-SPLINE)

Engine Size	Year	Engine Size	Year
20 HP (2-Stroke)	1996-97	F25 (4-Stroke)	1998-06,
25 HP (2-Stroke)	1980-Newer		2010-Newer
F20 (4-Stroke)	2018-Newer	30 HP (2-Stroke)	1979-02



AR-3 ALUMINUM 3-BLADE

A SERIES

EMP #	DIAMETER	PITCH	ROTATION
P3111-0925-08	9-1/4"	8"	RH
P3111-0925-09	9-1/4"	9"	RH
P3111-0925-10	9-1/4"	9-3/4"	RH
P3111-0925-11	9-1/4"	10-1/2"	RH
P3111-0925-12	9-1/4"	12"	RH

AR-3 ALUMINUM 3-BLADE

B SERIES

EMP #	DIAMETER	PITCH	ROTATION
P3211-0988-09	9-7/8"	9"	RH
P3211-0988-10	9-7/8"	10-1/2"	RH
P3211-0988-11	9-7/8"	11-1/4"	RH
P3211-0988-12	9-7/8"	12"	RH
P3211-0988-13	9-7/8"	13"	RH

ST-3 STAINLESS STEEL 3-BLADE

A SERIES

EMP #	DIAMETER	PITCH	ROTATION
P3121-0925-09	9-1/4"	9"	RH
P3121-0925-10	9-1/4"	10"	RH
P3121-0925-11	9-1/4"	11"	RH
P3121-0925-12	9-1/4"	12"	RH

SR-3 STAINLESS STEEL 3-BLADE

B SERIES

EMP #	DIAMETER	PITCH	ROTATION
P3231-1050-11	10-1/8"	11"	RH
P3231-1025-12	10-1/8"	12"	RH
P3231-1013-13	10-1/8"	13"	RH
P3231-1000-14	10-1/8"	14"	RH
P3231-1000-15	10-1/8"	15"	RH

25-60 HP • 3-1/2" GEARCASE (13-SPLINE)

Engine Size	Year	Engine Size	Year	Engine Size	Year
T25 HP (4-Stroke)	2010-18	48 HP (2-Stroke)	1995-00	60 HP (2-Stroke)	1976-91
F30 HP (4-Stroke)	2001-05, 2015-Newer	50 HP (2-Stroke)	1984-Newer	F60 HP (4-Stroke)	1999-Newer
40, 40C HP (2-Stroke)	1984-Newer	F50 HP (4-Stroke)	1995-Newer		
F40 HP (4-Stroke)	1999-Newer	55 HP (2-Stroke)	1976-95		

AR-3 ALUMINUM 3-BLADE

C SERIES



AR-4 ALUMINUM 4-BLADE

C SERIES



EMP #	DIAMETER	PITCH	ROTATION
P3311-1225-09	12-1/4"	9"	RH
P3311-1175-10	11-3/4"	10"	RH
P3311-1163-11	11-5/8"	11"	RH
P3311-1138-12	11-3/8"	12"	RH
P3311-1113-13	11-1/8"	13"	RH
P3311-1125-14	11-1/4"	14"	RH
P3311-1100-15	11"	15"	RH
P3311-1113-16	11-1/8"	16"	RH
P3311-1100-17	11"	17"	RH

EMP #	DIAMETER	PITCH	ROTATION
P3313-1063-11	10-5/8"	11"	RH
P3313-1063-12	10-5/8"	12"	RH
P3313-1038-13	10-3/8"	13"	RH
P3313-1013-14	10-1/8"	14"	RH

SR-3 STAINLESS STEEL 3-BLADE

C SERIES

EMP #	DIAMETER	PITCH	ROTATION
P3331-1225-09	12-1/4"	9"	RH
P3331-1150-11	11-1/2"	11"	RH
P3331-1163-12	11-5/8"	12"	RH
P3331-1150-13	11-1/2"	13"	RH
P3331-1138-14	11-3/8"	14"	RH
P3331-1125-15	11-1/4"	15"	RH



50-130 HP • 4-1/4" GEARCASE (15-SPLINE & THRU HUB EXHAUST)

Engine Size	Year	Engine Size	Year	Engine Size	Year
T50 HP (4-Stroke)	1996-Newer	F75 HP (4-Stroke)	2003-Newer	F100 HP (4-Stroke)	1999-02
C60, E60, P60 HP (2-Stroke)	1992-05	80 HP	1997	C115, P115 HP	1984-Newer
T60 HP (4-Stroke)	2003-Newer	F80 HP (4-Stroke)	1999-02	F115 HP (4-Stroke)	2000-Newer
70 HP	1984-Newer	85 HP	1991-97	130 HP	1984-03
F70 (4-Stroke)	2010-Newer	C90 HP	1984-Newer		
C75, E75, P75 HP	1994-99	F90 HP (4-Stroke)	1999-Newer		

AR-3 ALUMINUM 3-BLADE

D SERIES



EMP #	DIAMETER	PITCH	ROTATION
P3411-1400-09	14"	9"	RH
P3411-1400-11	14"	11"	RH
P3411-1363-13	13-5/8"	13"	RH
P3411-1350-15	13-1/2"	15"	RH
P3411-1325-17	13-1/4"	17"	RH
P3411-1300-19	13"	19"	RH
P3411-1300-21	12-5/8"	21"	RH

AR-4 ALUMINUM 4-BLADE

D+ SERIES



EMP #	DIAMETER	PITCH	ROTATION
P3413-1375-13	13-3/4"	13"	RH
P3413-1300-15	13-3/8"	15"	RH
P3413-1300-17	13"	17"	RH
P3413-1250-19	12-1/2"	19"	RH

SR-3 STAINLESS STEEL 3-BLADE

D SERIES



EMP #	DIA.	PITCH	ROTATION
P3431-1375-13	13-3/4"	13"	RH
P3431-1350-15	13-1/2"	15"	RH
P3431-1325-17	13-1/4"	17"	RH
P3431-1300-19	13"	19"	RH
P3431-1300-21	13"	21"	RH

HRS-3 STAINLESS STEEL 3-BLADE

D SERIES



EMP #	DIA.	PITCH	ROTATION
P3441-1375-13	13-3/4"	13"	RH
P3441-1350-15	13-1/2"	15"	RH
P3441-1325-17	13-1/4"	17"	RH
P3441-1350-19	13-1/2"	19"	RH

HRS-4 STAINLESS STEEL 4-BLADE

D SERIES



EMP #	DIA.	PITCH	ROTATION
P3453-1350-13	13-1/2"	13"	RH
P3453-1325-15	13-1/4"	15"	RH
P3453-1300-17	13"	17"	RH
P3453-1300-19	13"	19"	RH
P3453-1300-21	13"	21"	RH

150-300 HP • 4-3/4" GEARCASE (15-SPLINE & THRU HUB EXHAUST)

Engine Size	Year	Engine Size	Year	Engine Size	Year
150 HP	1986-Newer	VF200, VF225 HP (V-MAX SHO)	2010-Newer	250 HP	1990-Newer
F150 HP (4-Stroke)	2004-Newer	220 HP	1984-85	250 HP (V-MAX)	2001-Newer
175 HP	1984-Newer	220 HP (Special)	1987-88	F250 HP (4-Stroke) [Offshore]	2002-Newer
F175 HP (4-Stroke)	2014-Newer	220 HP (Excel)	1980-Newer	300 HP (2-Stroke V6)	2004-07
200 HP	1984-Newer	225 HP	1987-88	F300 HP Offshore (4-Stroke V6)	2010- Newer
200 HP (V-MAX)	2001	225 HP	1986-Newer	Yamaha Sterndrives 3.0L - 7.47L	-
F200 HP (4-Stroke)	2002-Newer	F225 HP (4-Stroke) [Offshore]	2002-Newer		

AR-3 ALUMINUM 3-BLADE

E SERIES



EMP #	DIA.	PITCH	ROTATION
P3511-1550-15	15-1/4"	15"	RH
P3512-1570-15	15-3/4"	15"	LH
P3511-1500-17	15"	17"	RH
P3512-1550-17	15-1/2"	17"	LH
P3511-1450-19	14-1/2"	19"	RH
P3512-1525-19	15-1/4"	19"	LH
P3511-1425-21	14-1/4"	21"	RH

AR-3+ ALUMINUM 3-BLADE

E+ SERIES



EMP #	DIA.	PITCH	ROTATION
P3511-1600-13	16"	13"	RH
P3511-1575-15	15-3/4"	15"	RH
P3511-1550-17	15-1/2"	17"	RH
P3511-1525-19	15-1/4"	19"	RH
P3511-1525-21	15-1/4"	21"	RH
P3511-1525-23	15-1/4"	23"	RH

AR-4 ALUMINUM 4-BLADE

E SERIES



EMP #	DIA.	PITCH	ROTATION
P3513-148-15	14-1/2"	15"	RH
P3513-145-17	14-1/2"	17"	RH
P3513-143-19	14-1/4"	19"	RH

SR-3 STAINLESS STEEL 3-BLADE

E SERIES



EMP #	DIA.	PITCH	ROTATION
P3531-1425-17	13-3/4"	17"	RH
P3532-1425-17	13-3/4"	17"	LH
P3531-1375-19	13-3/4"	19"	RH
P3532-1400-19	13-3/4"	19"	LH
P3531-1488-21	14-7/8"	21"	RH
P3532-1400-21	13-3/4"	21"	LH
P3531-1425-23	14-1/4"	23"	RH

HRS-3 STAINLESS STEEL 3-BLADE

E SERIES



EMP #	DIA.	PITCH	ROTATION
P3551-1500-14	15"	14"	RH
P3551-1475-16	15-5/8"	16"	RH
P3551-1475-17	14-3/4"	17"	RH
P3552-1475-17	14-3/4"	17"	LH
P3551-1475-18	15-3/8"	18"	RH
P3551-1475-19	14-3/4"	19"	RH
P3552-1475-19	14-3/4"	19"	LH
P3551-1450-21	14-1/2"	21"	RH
P3552-1450-21	14-1/2"	21"	LH

LX-3 STAINLESS STEEL 3-BLADE

E SERIES



EMP #	DIA.	PITCH	ROTATION
P3571-1575-15	15-3/4"	15"	RH
P3572-1575-15	15-3/4"	15"	LH
P3571-1550-17	15-1/2"	17"	RH
P3572-1550-17	15-1/2"	17"	LH
P3571-1525-19	15-1/4"	19"	RH
P3572-1525-19	15-1/4"	19"	LH
P3571-1500-21	15"	21"	RH
P3572-1500-21	15"	21"	LH

SX DRIVE (19-SPLINE & THRU HUB EXHAUST)

Engine Size

3.0L, 4.3L, 5.0L, 5.7L, 5.8L, 7.4L, 8.2L

AR-3 ALUMINUM 3-BLADE

E SERIES



EMP #	DIAMETER	PITCH	ROTATION
P8611-1500-17	15"	17"	RH
P8611-1450-19	14-1/2"	19"	RH
P8611-1425-21	14-1/4"	21"	RH
P8611-1400-23	14"	23"	RH

AR-4 ALUMINUM 4-BLADE

E SERIES



EMP #	DIAMETER	PITCH	ROTATION
P8613-1450-17	14-1/2"	17"	RH
P8613-1425-19	14-1/4"	19"	RH
P8613-1400-21	14"	21"	RH

CROSS REFERENCE BY EMP PART NUMBER

EMP #	COMPETITOR PART #	COMPETITOR
EMP-100B	835265A1	Mercury
EMP-100B	835265Q02	Mercury
EMP-100B	XHS II 200	Michigan
EMP-100B	F32A	Polastorm
EMP-100B	RBX-100	Solas
EMP-100B	502	Turning Point
EMP-101B	835267A1	Mercury
EMP-101B	835267Q1	Mercury
EMP-101B	XHS II 201	Michigan
EMP-101B	F33	Polastorm
EMP-101B	RBX-101	Solas
EMP-102B	765192	BRP
EMP-102B	835257A1	Mercury
EMP-102B	835257K1	Mercury
EMP-102B	835257Q1	Mercury
EMP-102B	835257Q10	Mercury
EMP-102B	835257Q9	Mercury
EMP-102B	835277A1	Mercury
EMP-102B	835277Q1	Mercury
EMP-102B	XHS II 202	Michigan
EMP-102B	F21	Polastorm
EMP-102B	F21A	Polastorm
EMP-102B	RBX-102	Solas
EMP-102B	RBX-102B	Solas
EMP-102B	701	Turning Point
EMP-104B	835281A1	Mercury
EMP-104B	835281Q1	Mercury
EMP-104B	XHS II 204	Michigan
EMP-104B	F28A	Polastorm
EMP-104B	RBX-104	Solas
EMP-104B	707	Turning Point
EMP-105B	765194	BRP
EMP-105B	835270A1	Mercury
EMP-105B	835270Q1	Mercury
EMP-105B	XHS II 205	Michigan
EMP-105B	F42A	Polastorm
EMP-105B	RBX-105	Solas
EMP-105B	504	Turning Point
EMP-106B	765195	BRP
EMP-106B	835266A1	Mercury
EMP-106B	835266Q1	Mercury
EMP-106B	XHS II 206	Michigan
EMP-106B	F31A	Polastorm
EMP-106B	RBX-106	Solas
EMP-106B	503	Turning Point
EMP-107B	765196	BRP
EMP-107B	835278A1	Mercury

EMP #	COMPETITOR PART #	COMPETITOR
EMP-107B	835278Q1	Mercury
EMP-107B	835279A1	Mercury
EMP-107B	835279Q2	Mercury
EMP-107B	XHS II 207	Michigan
EMP-107B	F29A	Polastorm
EMP-107B	RBX-107	Solas
EMP-107B	507	Turning Point
EMP-109B	765197	BRP
EMP-109B	835284A1	Mercury
EMP-109B	835284Q1	Mercury
EMP-109B	XHS II 209	Michigan
EMP-109B	F30A	Polastorm
EMP-109B	RBX-109	Solas
EMP-109B	505	Turning Point
EMP-110B	765199	BRP
EMP-110B	835282A1	Mercury
EMP-110B	835282Q1	Mercury
EMP-110B	XHS II 210	Michigan
EMP-110B	F24A	Polastorm
EMP-110B	RBX-110	Solas
EMP-110B	506	Turning Point
EMP-111B	RBX-111	Solas
EMP-112B	RBX-112	Solas
EMP-113B	RBX-113	Solas
EMP-114B	RBX-114	Solas
EMP-115B	RBX-115	Solas
EMP-116B	RBX-116	Solas
EMP-117B	RBX-117	Solas
EMP-123B	8M0101601	Mercury
EMP-123B	XHS 223	Michigan
EMP-123B	RBX-123	Solas
EMP-124B	835274Q1	Mercury
EMP-124B	RBX-124	Solas
EMP-125B	835283Q1	Mercury
EMP-125B	XHS II 225	Michigan
EMP-125B	F26A	Polastorm
EMP-125B	RBX-125	Solas
EMP-126B	765200	BRP
EMP-126B	835283Q2	Mercury
EMP-126B	XHS II 226	Michigan
EMP-126B	F27A	Polastorm
EMP-126B	RBX-126	Solas
EMP-127B	835283Q03	Mercury
EMP-127B	F41	Polastorm
EMP-127B	RBX-127	Solas
EMP-127B	715	Turning Point
EMP-150B	XHS II 227	Michigan

EMP #	COMPETITOR PART #	COMPETITOR
EMP-150B	F25A	Polastorm
EMP-150B	RBX-150	Solas
EMP-150B	509	Turning Point
EMP-151B	XHS II 228	Michigan
EMP-151B	F34A	Polastorm
EMP-151B	RBX-151	Solas
EMP-151B	511	Turning Point
EMP-151B	711	Turning Point
EMP-203B	765193	BRP
EMP-203B	835271A1	Mercury
EMP-203B	835271Q2	Mercury
EMP-203B	8M0079473	Mercury
EMP-203B	XHS II 203	Michigan
EMP-203B	F23	Polastorm
EMP-203B	F23A	Polastorm
EMP-203B	RBX-203	Solas
EMP-203B	RBX-203B	Solas
EMP-203B	505	Turning Point
EMP-203B	705	Turning Point
EMP-208B	835272A1	Mercury
EMP-208B	835272Q1	Mercury
EMP-208B	XHS II 208	Michigan
EMP-208B	F22A	Polastorm
EMP-208B	RBX-208	Solas
EMP-208B	500	Turning Point
P1111-0925-08	48-828154A12	Mercury
P1111-0925-08	032054	Michigan
P1111-0925-08	1217-3093-08	Polastorm
P1111-0925-08	1111-0925-08	Solas
P1111-0925-09	48-828156A12	Mercury
P1111-0925-09	032052	Michigan
P1111-0925-09	1217-3093-09	Polastorm
P1111-0925-09	1111-0925-09	Solas
P1111-0925-09	21100910	Turning Point
P1111-0925-10	48-828158A12	Mercury
P1111-0925-10	032050	Michigan
P1111-0925-10	1217-3093-10	Polastorm
P1111-0925-10	1111-0925-10	Solas
P1111-0925-10	21101010	Turning Point
P1111-0925-11	1217-3093-11	Polastorm
P1111-0925-11	1111-0925-11	Solas
P1121-0925-09	1219-3093-09	Polastorm
P1121-0925-09	1121-0925-09	Solas
P1121-0925-10	1219-3093-10	Polastorm
P1121-0925-10	1121-0925-10	Solas
P1211-1000-14	031047	Michigan
P1211-1000-14	2017-3013-14	Polastorm

CROSS REFERENCE BY EMP PART NUMBER



CROSS REFERENCE BY EMP PART NUMBER

EMP #	COMPETITOR PART #	COMPETITOR
P1211-1000-14	1211-100-14	Solas
P1211-1000-15	48-19642A40	Mercury
P1211-1000-15	2017-3013-15	Polastorm
P1211-1000-15	1211-100-15	Solas
P1211-1038-11	48-19640A40	Mercury
P1211-1038-11	031049	Michigan
P1211-1038-11	2017-3103-11	Polastorm
P1211-1038-11	1211-105-11	Solas
P1211-1038-11	21201310	Turning Point
P1211-1038-12	48-19639A40	Mercury
P1211-1038-12	2017-3103-12	Polastorm
P1211-1038-12	1211-103-12	Solas
P1211-1038-13	48-19638A40	Mercury
P1211-1038-13	031048	Michigan
P1211-1038-13	2017-3103-13	Polastorm
P1211-1038-13	1211-101-13	Solas
P1211-1038-13	21201110	Turning Point
P1231-1013-11	48-19644A5	Mercury
P1231-1013-11	2219-3101-11	Polastorm
P1231-1013-11	1231-105-11	Solas
P1231-1013-11	31201311	Turning Point
P1231-1013-13	305129	Michigan
P1231-1013-13	933013	Michigan
P1231-1013-13	2219-3101-13	Polastorm
P1231-1013-13	1231-101-13	Solas
P1231-1013-13	31201111	Turning Point
P1311-1100-15	48-73140A45	Mercury
P1311-1100-15	031019	Michigan
P1311-1100-15	3117-3110-15	Polastorm
P1311-1100-15	1311-110-15	Solas
P1311-1100-15	21301510	Turning Point
P1311-1113-13	48-73136A45	Mercury
P1311-1113-13	031057	Michigan
P1311-1113-13	3117-3112-13	Polastorm
P1311-1113-13	1311-111-13	Solas
P1311-1113-13	21301310	Turning Point
P1311-1125-14	48-73138A45	Mercury
P1311-1125-14	031058	Michigan
P1311-1125-14	3117-3113-14	Polastorm
P1311-1125-14	1311-111-14	Solas
P1311-1125-14	21301410	Turning Point
P1311-1138-12	48-73134A45	Mercury
P1311-1138-12	48-816702A45	Mercury
P1311-1138-12	031017	Michigan
P1311-1138-12	3117-3114-12	Polastorm
P1311-1138-12	1311-114-12	Solas
P1311-1138-12	21301210	Turning Point

EMP #	COMPETITOR PART #	COMPETITOR
P1311-1163-11	48-85632A45	Mercury
P1311-1163-11	031016	Michigan
P1311-1163-11	031056	Michigan
P1311-1163-11	3117-3117-11	Polastorm
P1311-1163-11	1311-116-11	Solas
P1311-1163-11	21301110	Turning Point
P1311-1175-10	032142	Michigan
P1311-1175-10	1311-118-10	Solas
P1311-1225-09	48-42740A45	Mercury
P1311-1225-09	48-73132A45	Mercury
P1311-1225-09	48-827312A45	Mercury
P1311-1225-09	48-87818A45	Mercury
P1311-1225-09	031015	Michigan
P1311-1225-09	032046	Michigan
P1311-1225-09	032143	Michigan
P1311-1225-09	3017-3123-09	Polastorm
P1311-1225-09	3117-3118-10	Polastorm
P1311-1225-09	1311-121-09	Solas
P1311-1225-09	21300810	Turning Point
P1311-1225-09	21301010	Turning Point
P1313-1018-14	48-8M8026635	Mercury
P1313-1018-14	3017-4101-14	Polastorm
P1313-1018-14	1313-105-14	Solas
P1313-1038-13	48-8M8026630	Mercury
P1313-1038-13	3017-4103-13	Polastorm
P1313-1038-13	1313-105-13	Solas
P1313-1063-12	48-8M8026625	Mercury
P1313-1063-12	3017-4106-12	Polastorm
P1313-1063-12	1313-108-12	Solas
P1313-1163-11	48-8M8026620	Mercury
P1313-1163-11	3017-4106-11	Polastorm
P1313-1163-11	1313-111-11	Solas
P1331-1125-15	48-855862A46	Mercury
P1331-1125-15	3819-3113-15	Polastorm
P1331-1125-15	QS5170X	Quicksilver
P1331-1125-15	1331-110-15	Solas
P1331-1138-14	48-855858A46	Mercury
P1331-1138-14	3819-3114-14	Polastorm
P1331-1138-14	1331-111-14	Solas
P1331-1138-14	31301312	Turning Point
P1331-1150-11	48-855860A46	Mercury
P1331-1150-11	3819-3115-11	Polastorm
P1331-1150-11	1331-116-11	Solas
P1331-1150-11	31301412	Turning Point
P1331-1150-13	48-855856A46	Mercury
P1331-1150-13	3819-3115-13	Polastorm
P1331-1150-13	1331-111-13	Solas

EMP #	COMPETITOR PART #	COMPETITOR
P1331-1150-13	31301212	Turning Point
P1331-1163-12	3819-3116-12	Polastorm
P1331-1163-12	1331-114-12	Solas
P1331-1225-09	48-97868A46	Mercury
P1331-1225-09	3819-3123-09	Polastorm
P1331-1225-09	1331-120-09	Solas
P1411-1275-21	48-77346A45	Mercury
P1411-1275-21	31044	Michigan
P1411-1275-21	4017-3128-21	Polastorm
P1411-1275-21	1411-130-21	Solas
P1411-1275-21	21431911	Turning Point
P1411-1300-19	48-77348A45	Mercury
P1411-1300-19	031043	Michigan
P1411-1300-19	4017-3130-19	Polastorm
P1411-1300-19	1411-130-19	Solas
P1411-1300-19	21432111	Turning Point
P1411-1325-17	48-77344A45	Mercury
P1411-1325-17	031042	Michigan
P1411-1325-17	4017-3133-17	Polastorm
P1411-1325-17	1411-133-17	Solas
P1411-1325-17	21431711	Turning Point
P1411-1375-15	48-77342A45	Mercury
P1411-1375-15	031041	Michigan
P1411-1375-15	4017-3138-15	Polastorm
P1411-1375-15	1411-135-15	Solas
P1411-1375-15	21431511	Turning Point
P1411-1400-09	4017-3140-09	Polastorm
P1411-1400-09	1411-140-09	Solas
P1411-1400-11	48-77338A45	Mercury
P1411-1400-11	031254	Michigan
P1411-1400-11	4017-3140-11	Polastorm
P1411-1400-11	1411-140-11	Solas
P1411-1400-11	21431111	Turning Point
P1411-1400-13	48-77340A45	Mercury
P1411-1400-13	031055	Michigan
P1411-1400-13	031202	Michigan
P1411-1400-13	4017-3140-13	Polastorm
P1411-1400-13	1411-138-13	Solas
P1411-1400-13	21431311	Turning Point
P1413-1250-19	941419	Michigan
P1413-1250-19	4017-4125-19	Polastorm
P1413-1250-19	1413-125-19	Solas
P1413-1250-19	21431930	Turning Point
P1413-1300-17	941417	Michigan
P1413-1300-17	4017-4130-17	Polastorm
P1413-1300-17	1413-128-17	Solas
P1413-1300-17	21431730	Turning Point

CROSS REFERENCE BY EMP PART NUMBER

EMP #	COMPETITOR PART #	COMPETITOR
P1413-1338-15	941415	Michigan
P1413-1338-15	4017-4134-15	Polastorm
P1413-1338-15	1413-130-15	Solas
P1413-1338-15	21431530	Turning Point
P1413-1375-13	941413	Michigan
P1413-1375-13	4017-4138-13	Polastorm
P1413-1375-13	1413-133-13	Solas
P1413-1375-13	21431330	Turning Point
P1431-1300-19	763931	BRP
P1431-1300-19	763952	BRP
P1431-1300-19	58133-ZW1-A19AH	Honda
P1431-1300-19	48-8M0151295	Mercury
P1431-1300-19	335132	Michigan
P1431-1300-19	4819-3130-19	Polastorm
P1431-1300-19	QS5120X	Quicksilver
P1431-1300-19	1431-130-19	Solas
P1431-1300-19	31431912	Turning Point
P1431-1300-21	08M60-ZW7-A30	Honda
P1431-1300-21	48-8M0151297	Mercury
P1431-1300-21	335133	Michigan
P1431-1300-21	4819-3130-21	Polastorm
P1431-1300-21	QS5122X	Quicksilver
P1431-1300-21	1431-130-21	Solas
P1431-1300-21	31432112	Turning Point
P1431-1300-21	688-45971-02-00	Yamaha
P1431-1325-17	763930	BRP
P1431-1325-17	763951	BRP
P1431-1325-17	58133-ZW1-A17AH	Honda
P1431-1325-17	48-8M0151402	Mercury
P1431-1325-17	335131	Michigan
P1431-1325-17	4819-3133-17	Polastorm
P1431-1325-17	QS5118X	Quicksilver
P1431-1325-17	1431-133-17	Solas
P1431-1325-17	31431712	Turning Point
P1431-1350-15	58133-ZW1-A15AH	Honda
P1431-1350-15	48-8M0151401	Mercury
P1431-1350-15	335130	Michigan
P1431-1350-15	4819-3135-15	Polastorm
P1431-1350-15	QS5116X	Quicksilver
P1431-1350-15	1431-135-15	Solas
P1431-1350-15	31431512	Turning Point
P1431-1350-15	688-45930-02-00	Yamaha
P1431-1375-13	58133-ZW1-A13AH	Honda
P1431-1375-13	48-8M0151399	Mercury
P1431-1375-13	4819-3138-13	Polastorm
P1431-1375-13	QS5114X	Quicksilver
P1431-1375-13	1431-138-13	Solas

EMP #	COMPETITOR PART #	COMPETITOR
P1431-1375-13	688-45932-60-00	Yamaha
P1441-1325-17	08M60-ZW7-A10	Honda
P1441-1325-17	4919-3135-17	Polastorm
P1441-1325-17	1441-133-17	Solas
P1441-1325-17	31431712	Turning Point
P1441-1350-15	08M60-ZW7-A20	Honda
P1441-1350-15	4919-3135-15	Polastorm
P1441-1350-15	1441-138-15	Solas
P1441-1350-15	31431912	Turning Point
P1441-1350-19	08M60-ZW7-A00	Honda
P1441-1350-19	4919-3135-19	Polastorm
P1441-1350-19	1441-133-19	Solas
P1441-1350-19	31431512	Turning Point
P1453-1300-17	08M64-ZW7-A17	Honda
P1453-1300-17	58134-ZW1-A17HR	Honda
P1453-1300-17	4319-4130-17	Polastorm
P1453-1300-17	1453-130-17	Solas
P1453-1300-17	31431730	Turning Point
P1453-1300-19	58134-ZW1-A19HR	Honda
P1453-1300-19	4319-4130-19	Polastorm
P1453-1300-19	1453-130-19	Solas
P1453-1300-19	31431930	Turning Point
P1453-1300-21	58134-ZW1-A21HR	Honda
P1453-1300-21	08M60-ZW7-A30	Honda
P1453-1300-21	4319-4130-21	Polastorm
P1453-1300-21	1453-130-21	Solas
P1453-1325-15	58134-ZW1-A15HR	Honda
P1453-1325-15	08M64-ZW7-A15	Honda
P1453-1325-15	4319-4133-15	Polastorm
P1453-1325-15	1453-133-15	Solas
P1453-1325-15	31431530	Turning Point
P1453-1350-13	58134-ZW1-A13HR	Honda
P1453-1350-13	08M64-ZW7-A13	Honda
P1453-1350-13	4319-4135-13	Polastorm
P1453-1350-13	1453-135-13	Solas
P1453-1350-13	31431330	Turning Point
P1511-1400-23	48-832834A45	Mercury
P1511-1400-23	5017-3140-23	Polastorm
P1511-1400-23	1511-142-23	Solas
P1511-1400-23	21502311	Turning Point
P1511-1425-21	58130-ZY3-021A	Honda
P1511-1425-21	48-832832A45	Mercury
P1511-1425-21	031026	Michigan
P1511-1425-21	031066	Michigan
P1511-1425-21	5017-3143-21	Polastorm
P1511-1425-21	1511-143-21	Solas
P1511-1425-21	21502111	Turning Point

EMP #	COMPETITOR PART #	COMPETITOR
P1511-1450-19	58130-ZY3-019A	Honda
P1511-1450-19	48-832830A45	Mercury
P1511-1450-19	031025	Michigan
P1511-1450-19	031065	Michigan
P1511-1450-19	5017-3145-19	Polastorm
P1511-1450-19	1511-145-19	Solas
P1511-1450-19	21501911	Turning Point
P1511-1500-17	58130-ZY3-017A	Honda
P1511-1500-17	48-832828A45	Mercury
P1511-1500-17	031064	Michigan
P1511-1500-17	031024	Michigan
P1511-1500-17	5017-3150-17	Polastorm
P1511-1500-17	1511-148-17	Solas
P1511-1500-17	21501711	Turning Point
P1511-1525-15	58130-ZY3-015A	Honda
P1511-1525-15	48-78116A45	Mercury
P1511-1525-15	031023	Michigan
P1511-1525-15	5017-3153-15	Polastorm
P1511-1525-15	1511-150-15	Solas
P1511-1525-15	21501511	Turning Point
P1511-1525-19	5517-3153-19	Polastorm
P1511-1525-19	1511-153-19	Solas
P1511-1525-19	21501930	Turning Point
P1511-1525-21	5517-3153-21	Polastorm
P1511-1525-21	1511-153-21	Solas
P1511-1525-21	21502131	Turning Point
P1511-1550-17	5517-3155-17	Polastorm
P1511-1550-17	1511-155-17	Solas
P1511-1550-17	21501730	Turning Point
P1511-1575-15	5517-3158-15	Polastorm
P1511-1575-15	1511-158-15	Solas
P1511-1575-15	21501530	Turning Point
P1511-1600-13	58130-ZY3-013A	Honda
P1511-1600-13	48-78114A45	Mercury
P1511-1600-13	031513	Michigan
P1511-1600-13	5017-3160-13	Polastorm
P1511-1600-13	1511-160-13	Solas
P1513-1400-21	48-834854A45	Mercury
P1513-1400-21	5317-4140-21	Polastorm
P1513-1400-21	1513-140-21	Solas
P1513-1400-21	21502131	Turning Point
P1513-1425-19	48-834852A45	Mercury
P1513-1425-19	5317-4143-19	Polastorm
P1513-1425-19	1513-143-19	Solas
P1513-1425-19	21501930	Turning Point
P1513-1450-17	48-834850A45	Mercury
P1513-1450-17	5317-4145-17	Polastorm

CROSS REFERENCE BY EMP PART NUMBER



CROSS REFERENCE BY EMP PART NUMBER

EMP #	COMPETITOR PART #	COMPETITOR
P1513-1450-17	1513-145-17	Solas
P1513-1450-17	21501730	Turning Point
P1513-1500-15	5317-4150-15	Polastorm
P1513-1500-15	1513-148-15	Solas
P1513-1500-15	21501530	Turning Point
P1531-1400-19	58133-ZY3-A19AH	Honda
P1531-1400-19	48-8M0151407	Mercury
P1531-1400-19	5819-3140-19	Polastorm
P1531-1400-19	QS5054X	Quicksilver
P1531-1400-19	1531-140-19	Solas
P1531-1400-19	31501912	Turning Point
P1531-1400-19	6G5-45974-03-00	Yamaha
P1531-1400-21	58133-ZY3-A21AH	Honda
P1531-1400-21	48-8M0151408	Mercury
P1531-1400-21	5819-3140-21	Polastorm
P1531-1400-21	QS5056X	Quicksilver
P1531-1400-21	1531-140-21	Solas
P1531-1400-21	31502112	Turning Point
P1531-1400-21	6G5-45972-02-00	Yamaha
P1531-1425-17	58133-ZY3-A17AH	Honda
P1531-1425-17	48-8M0151405	Mercury
P1531-1425-17	5819-3143-17	Polastorm
P1531-1425-17	QS5052X	Quicksilver
P1531-1425-17	1531-143-17	Solas
P1531-1425-17	31501712	Turning Point
P1531-1425-17	6G5-45978-03-00	Yamaha
P1531-1450-15	58133-ZY3-A15AH	Honda
P1531-1450-15	48-8M0151403	Mercury
P1531-1450-15	5819-3145-15	Polastorm
P1531-1450-15	QS5050X	Quicksilver
P1531-1450-15	1531-145-15	Solas
P1531-1575-13	58233-ZY3-A13H	Honda
P1531-1575-13	48-8M0151300	Mercury
P1531-1575-13	5519-3158-13	Polastorm
P1531-1575-13	1531-156-13	Solas
P1551-1425-24	58233-ZY3-A24H	Honda
P1551-1425-24	48-8M0151386	Mercury
P1551-1425-24	953524	Michigan
P1551-1425-24	5719-3143-25	Polastorm
P1551-1425-24	1551-140-24	Solas
P1551-1450-21	58133-ZY3-A21HR	Honda
P1551-1450-21	48-8M0151384	Mercury
P1551-1450-21	953521	Michigan
P1551-1450-21	5719-3145-21	Polastorm
P1551-1450-21	1551-145-21	Solas
P1551-1475-16	58133-ZY3-A16HR	Honda
P1551-1475-16	48-8M0151382	Mercury

EMP #	COMPETITOR PART #	COMPETITOR
P1551-1475-16	933515	Michigan
P1551-1475-16	5719-3148-16	Polastorm
P1551-1475-16	1551-148-16	Solas
P1551-1475-17	58133-ZY3-A17HR	Honda
P1551-1475-17	933517	Michigan
P1551-1475-17	5719-3148-17	Polastorm
P1551-1475-17	1551-148-17	Solas
P1551-1475-17	6G5-45978-03-00	Yamaha
P1551-1475-19	58133-ZY3-A19HR	Honda
P1551-1475-19	933519	Michigan
P1551-1475-19	5719-3148-19	Polastorm
P1551-1475-19	1551-148-19	Solas
P1551-1475-22	48-8M0151381	Mercury
P1551-1475-22	933523	Michigan
P1551-1475-22	953522	Michigan
P1551-1475-22	5719-3143-23	Polastorm
P1551-1475-22	1551-143-22	Solas
P1551-1500-14	763962	BRP
P1551-1500-14	58133-ZY3-A14HR	Honda
P1551-1500-14	5719-3150-14	Polastorm
P1551-1500-14	QS5050X	Quicksilver
P1551-1500-14	1551-150-14	Solas
P1553-1400-21	58134-ZY3-A21HR	Honda
P1553-1400-21	48-825902A48	Mercury
P1553-1400-21	5319-4140-21	Polastorm
P1553-1400-21	1553-140-21	Solas
P1553-1400-21	31502131	Turning Point
P1553-1400-23	58134-ZY3-A23HR	Honda
P1553-1400-23	48-825906A48	Mercury
P1553-1400-23	963523	Michigan
P1553-1400-23	5319-4140-23	Polastorm
P1553-1400-23	1553-140-23	Solas
P1553-1400-25	58134-ZY3-A25HR	Honda
P1553-1400-25	963525	Michigan
P1553-1400-25	5319-4140-25	Polastorm
P1553-1400-25	1553-140-25	Solas
P1553-1413-17	48-825900A48	Mercury
P1553-1413-17	5319-4141-19	Polastorm
P1553-1413-17	1553-141-19	Solas
P1553-1413-17	31501931	Yamaha
P1553-1413-19	58134-ZY3-A19HR	Honda
P1553-1425-17	763938	BRP
P1553-1425-17	58134-ZY3-A17HR	Honda
P1553-1425-17	48-825898A48	Mercury
P1553-1425-17	5319-4143-17	Polastorm
P1553-1425-17	1553-143-17	Solas
P1553-1425-17	31501731	Turning Point

EMP #	COMPETITOR PART #	COMPETITOR
P1553-1425-17	MAR-GYT4B-V6-18	Yamaha
P1553-1450-15	58134-ZY3-A15HR	Honda
P1553-1450-15	5319-4145-15	Polastorm
P1553-1450-15	1553-145-15	Solas
P1571-1475-23	48-13704A46	Mercury
P1571-1475-23	5519-3148-23	Polastorm
P1571-1475-23	1571-148-23	Solas
P1571-1475-23	31502311	Turning Point
P1571-1500-21	58133-ZY3-A21S	Honda
P1571-1500-21	48-13702A46	Mercury
P1571-1500-21	5519-3150-21	Polastorm
P1571-1500-21	1571-150-21	Solas
P1571-1500-21	31512110	Turning Point
P1571-1525-19	58133-ZY3-A19S	Honda
P1571-1525-19	48-13700A46	Mercury
P1571-1525-19	5519-3153-19	Polastorm
P1571-1525-19	1571-153-19	Solas
P1571-1525-19	31511910	Turning Point
P1571-1550-17	58133-ZY3-A17S	Honda
P1571-1550-17	48-18278A46	Mercury
P1571-1550-17	5519-3155-17	Polastorm
P1571-1550-17	1571-155-17	Solas
P1571-1550-17	31511710	Turning Point
P1571-1575-15	58133-ZY3-A15S	Honda
P1571-1575-15	48-19838A46	Mercury
P1571-1575-15	5519-3158-15	Polastorm
P1571-1575-15	1571-158-15	Solas
P1571-1575-15	31511510	Turning Point
P2111-0925-07	763456	BRP
P2111-0925-07	012112	Michigan
P2111-0925-07	1267-3093-07	Polastorm
P2111-0925-07	2111-0925-07	Solas
P2111-0925-08	763457	BRP
P2111-0925-08	1267-3093-08	Polastorm
P2111-0925-08	2111-0925-08	Solas
P2111-0925-09	763458	BRP
P2111-0925-09	102004	Michigan
P2111-0925-09	1267-3093-09	Polastorm
P2111-0925-09	QA3906R	Quicksilver
P2111-0925-09	2111-0925-09	Solas
P2111-0925-09	21100910	Turning Point
P2111-0925-10	778772	BRP
P2111-0925-10	012111	Michigan
P2111-0925-10	1267-3093-10	Polastorm
P2111-0925-10	2111-0925-10	Solas
P2111-0925-11	778773	BRP
P2111-0925-11	012013	Michigan

CROSS REFERENCE BY EMP PART NUMBER

EMP #	COMPETITOR PART #	COMPETITOR
P2111-0925-11	012016	Michigan
P2111-0925-11	1267-3093-11	Polastorm
P2111-0925-11	2111-0925-11	Solas
P2111-0925-12	1267-3093-12	Polastorm
P2111-0925-12	2111-0925-12	Solas
P2211-1025-10	2267-3103-10	Polastorm
P2211-1025-10	2211-108-10	Solas
P2211-1025-11	765049	BRP
P2211-1025-11	012055	Michigan
P2211-1025-11	2267-3103-11	Polastorm
P2211-1025-11	2211-105-11	Solas
P2211-1025-12	765050	BRP
P2211-1025-12	2267-3103-12	Polastorm
P2211-1025-12	2211-103-12	Solas
P2211-1025-12	21201310	Turning Point
P2211-1025-13	778863	BRP
P2211-1025-13	012056	Michigan
P2211-1025-13	012213	Michigan
P2211-1025-13	2267-3103-13	Polastorm
P2211-1025-13	2211-101-13	Solas
P2211-1025-14	2267-3103-14	Polastorm
P2211-1025-14	2211-100-14	Solas
P2211-1025-14	21201110	Turning Point
P2211-1025-15	763486	BRP
P2211-1025-15	012057	Michigan
P2211-1025-15	2267-3103-15	Polastorm
P2211-1025-15	2211-100-15	Solas
P2211-1125-09	012054	Michigan
P2211-1125-09	2267-3103-09	Polastorm
P2211-1125-09	2211-110-09	Solas
P2311-1225-15	778774	BRP
P2311-1225-15	011027	Michigan
P2311-1225-15	3867-3123-15	Polastorm
P2311-1225-15	2311-123-15	Solas
P2311-1225-15	21311510	Turning Point
P2311-1250-13	763461	BRP
P2311-1250-13	012037	Michigan
P2311-1250-13	3867-3125-13	Polastorm
P2311-1250-13	2311-125-13	Solas
P2311-1250-13	21311310	Turning Point
P2331-1200-17	763898	BRP
P2331-1200-17	3869-3120-17	Polastorm
P2331-1200-17	2331-120-17	Solas
P2331-1225-15	763897	BRP
P2331-1225-15	3869-3123-15	Polastorm
P2331-1225-15	2331-123-15	Solas
P2331-1250-13	763896	BRP

EMP #	COMPETITOR PART #	COMPETITOR
P2331-1250-13	3869-3125-13	Polastorm
P2331-1250-13	2331-125-13	Solas
P2411-1300-19	765184	BRP
P2411-1300-19	011004	Michigan
P2411-1300-19	4067-3130-19	Polastorm
P2411-1300-19	2411-130-19	Solas
P2411-1300-19	21431911	Turning Point
P2411-1325-17	765183	BRP
P2411-1325-17	011003	Michigan
P2411-1325-17	4067-3133-17	Polastorm
P2411-1325-17	2411-133-17	Solas
P2411-1325-17	21432111	Turning Point
P2411-1338-21	011105	Michigan
P2411-1338-21	4067-3128-21	Polastorm
P2411-1338-21	2411-130-21	Solas
P2411-1338-21	21431711	Turning Point
P2411-1375-15	765182	BRP
P2411-1375-15	011002	Michigan
P2411-1375-15	4067-3138-15	Polastorm
P2411-1375-15	2411-135-15	Solas
P2411-1375-15	21431511	Turning Point
P2411-1400-11	763301	BRP
P2411-1400-11	012047	Michigan
P2411-1400-11	4067-3140-11	Polastorm
P2411-1400-11	2411-140-11	Solas
P2411-1400-11	21431311	Turning Point
P2411-1400-13	011001	Michigan
P2411-1400-13	4067-3140-13	Polastorm
P2411-1400-13	2411-138-13	Solas
P2411-1400-13	21431111	Turning Point
P2413-1250-19	941419	Michigan
P2413-1250-19	4067-4125-19	Polastorm
P2413-1250-19	2413-125-19	Solas
P2413-1250-19	21431930	Turning Point
P2413-1300-17	941417	Michigan
P2413-1300-17	4017-4130-17	Polastorm
P2413-1300-17	2413-128-17	Solas
P2413-1300-17	21431730	Turning Point
P2413-1338-15	941415	Michigan
P2413-1338-15	4067-4134-15	Polastorm
P2413-1338-15	2413-130-15	Solas
P2413-1338-15	21431530	Turning Point
P2413-1375-13	941413	Michigan
P2413-1375-13	4067-4138-13	Polastorm
P2413-1375-13	2413-133-13	Solas
P2431-1300-19	763952	BRP
P2431-1300-19	4869-3130-19	Polastorm

EMP #	COMPETITOR PART #	COMPETITOR
P2431-1300-19	2431-130-19	Solas
P2431-1300-19	31431912	Turning Point
P2431-1300-21	389512	BRP
P2431-1300-21	4869-3130-21	Polastorm
P2431-1300-21	2431-130-21	Solas
P2431-1300-21	31432112	Turning Point
P2431-1325-17	763951	BRP
P2431-1325-17	4869-3133-17	Polastorm
P2431-1325-17	2431-133-17	Solas
P2431-1325-17	31431712	Turning Point
P2431-1350-15	763929	BRP
P2431-1350-15	763950	BRP
P2431-1350-15	4869-3135-15	Polastorm
P2431-1350-15	2431-135-15	Solas
P2431-1350-15	31431512	Turning Point
P2431-1375-13	0763957	BRP
P2431-1375-13	4869-3138-13	Polastorm
P2431-1375-13	QS5114X	Quicksilver
P2431-1375-13	2431-138-13	Solas
P2431-1375-13	688-45932-60-00	Yamaha
P2453-1300-17	763966	BRP
P2453-1300-17	4369-4130-17	Polastorm
P2453-1300-17	2453-130-17	Solas
P2453-1300-17	31431730	Turning Point
P2453-1325-15	763965	BRP
P2453-1325-15	4369-4133-15	Polastorm
P2453-1325-15	2453-133-15	Solas
P2453-1325-15	31431530	Turning Point
P2511-1425-21	765189	BRP
P2511-1425-21	011009	Michigan
P2511-1425-21	5067-3143-21	Polastorm
P2511-1425-21	2511-143-21	Solas
P2511-1425-21	21502111	Turning Point
P2511-1450-19	765188	BRP
P2511-1450-19	011008	Michigan
P2511-1450-19	5067-3145-19	Polastorm
P2511-1450-19	2511-145-19	Solas
P2511-1450-19	21501911	Turning Point
P2511-1500-17	765187	BRP
P2511-1500-17	011007	Michigan
P2511-1500-17	5067-3150-17	Polastorm
P2511-1500-17	2511-148-17	Solas
P2511-1500-17	21501711	Turning Point
P2511-1525-15	765186	BRP
P2511-1525-15	011006	Michigan
P2511-1525-15	5067-3153-15	Polastorm
P2511-1525-15	2511-150-15	Solas

CROSS REFERENCE BY EMP PART NUMBER



CROSS REFERENCE BY EMP PART NUMBER

EMP #	COMPETITOR PART #	COMPETITOR
P2511-1525-15	21501511	Turning Point
P2511-1600-13	763453	BRP
P2511-1600-13	011016	Michigan
P2511-1600-13	5067-3160-13	Polastorm
P2511-1600-13	2511-155-13	Solas
P2551-1450-21	763922	BRP
P2551-1450-21	933521	Michigan
P2551-1450-21	5769-3145-21	Polastorm
P2551-1450-21	2551-145-21	Solas
P2551-1475-19	763918	BRP
P2551-1475-19	933519	Michigan
P2551-1475-19	5769-3148-19	Polastorm
P2551-1475-19	QS5054X	Quicksilver
P2551-1475-19	2551-148-19	Solas
P3011-0850-07	9121-3085-07	Polastorm
P3011-0850-07	3011-085-07	Solas
P3011-0850-07	6G1-45943-00-00	Yamaha
P3011-0850-08	102002	Michigan
P3011-0850-08	9121-3085-08	Polastorm
P3011-0850-08	3011-085-08	Solas
P3011-0850-08	6G1-45941-00-00	Yamaha
P3011-0850-09	9121-3085-09	Polastorm
P3011-0850-09	3011-085-09	Solas
P3011-0850-09	6G1-45954-00-00	Yamaha
P3111-0925-08	102003	Michigan
P3111-0925-08	1121-3093-08	Polastorm
P3111-0925-08	3111-0925-08	Solas
P3111-0925-08	63V-45947-00-00	Yamaha
P3111-0925-09	102004	Michigan
P3111-0925-09	1121-3093-09	Polastorm
P3111-0925-09	QA3906R	Quicksilver
P3111-0925-09	3111-0925-09	Solas
P3111-0925-09	21100910	Turning Point
P3111-0925-09	63V-45945-10-00	Yamaha
P3111-0925-10	102005	Michigan
P3111-0925-10	1121-3093-10	Polastorm
P3111-0925-10	QA3914R	Quicksilver
P3111-0925-10	3111-0925-10	Solas
P3111-0925-10	63V-45952-10-00	Yamaha
P3111-0925-11	1121-3093-11	Polastorm
P3111-0925-11	3111-0925-11	Solas
P3111-0925-11	21101010	Turning Point
P3111-0925-11	63V-45943-10-00	Yamaha
P3111-0925-12	102107	Michigan
P3111-0925-12	1121-3093-12	Polastorm
P3111-0925-12	3111-0925-12	Solas
P3121-0925-09	58133-ZV4-009AH	Honda

EMP #	COMPETITOR PART #	COMPETITOR
P3121-0925-09	1229-3093-09	Polastorm
P3121-0925-09	3121-0925-09	Solas
P3121-0925-10	58133-ZV4-010AH	Honda
P3121-0925-10	1229-3093-10	Polastorm
P3121-0925-10	3121-0925-10	Solas
P3121-0925-11	58133-ZV4-011AH	Honda
P3121-0925-11	1229-3093-11	Polastorm
P3121-0925-11	3121-0925-11	Solas
P3121-0925-12	1229-3093-12	Polastorm
P3121-0925-12	3121-0925-12	Solas
P3211-0988-09	022001	Michigan
P3211-0988-09	2121-3099-09	Polastorm
P3211-0988-09	3211-099-09	Solas
P3211-0988-09	664-45941-01-00	Yamaha
P3211-0988-10	81649M	Mercury
P3211-0988-10	022002	Michigan
P3211-0988-10	2121-3099-10	Polastorm
P3211-0988-10	3211-099-10	Solas
P3211-0988-10	664-45945-00-00	Yamaha
P3211-0988-11	84976M	Mercury
P3211-0988-11	022004	Michigan
P3211-0988-11	2121-3099-11	Polastorm
P3211-0988-11	3211-099-11	Solas
P3211-0988-11	21211110	Turning Point
P3211-0988-11	664-45947-01-00	Yamaha
P3211-0988-12	82826M	Mercury
P3211-0988-12	022003	Michigan
P3211-0988-12	2121-3099-12	Polastorm
P3211-0988-12	3211-099-12	Solas
P3211-0988-12	664-45954-01-00	Yamaha
P3211-0988-13	022005	Michigan
P3211-0988-13	2121-3099-13	Polastorm
P3211-0988-13	3211-099-13	Solas
P3211-0988-13	21211310	Turning Point
P3211-0988-13	664-45949-02-00	Yamaha
P3231-1000-14	2229-3101-14	Polastorm
P3231-1000-14	3231-100-14	Solas
P3231-1000-14	MAR-GYT3B-02-14	Yamaha
P3231-1000-15	933015	Michigan
P3231-1000-15	2229-3101-15	Polastorm
P3231-1000-15	3231-100-15	Solas
P3231-1013-13	933013	Michigan
P3231-1013-13	2229-3101-13	Polastorm
P3231-1013-13	3231-101-13	Solas
P3231-1013-13	31211311	Turning Point
P3231-1013-13	MAR-GYT3B-02-13	Yamaha
P3231-1025-12	2229-3101-12	Polastorm

EMP #	COMPETITOR PART #	COMPETITOR
P3231-1025-12	3231-103-12	Solas
P3231-1025-12	MAR-GYT3B-02-12	Yamaha
P3231-1050-11	2229-3101-11	Polastorm
P3231-1050-11	3231-105-11	Solas
P3231-1050-11	31211111	Turning Point
P3231-1050-11	MAR-GYT3B-02-11	Yamaha
P3311-1100-15	59130-ZV5-015AH	Honda
P3311-1100-15	032040	Michigan
P3311-1100-15	3121-3110-15	Polastorm
P3311-1100-15	3311-110-15	Solas
P3311-1100-15	21301510	Turning Point
P3311-1100-15	69W-45943-00-00	Yamaha
P3311-1100-17	3221-3110-17	Polastorm
P3311-1100-17	3311-110-17	Solas
P3311-1113-13	59130-ZV5-013AH	Honda
P3311-1113-13	032042	Michigan
P3311-1113-13	3121-3112-13	Polastorm
P3311-1113-13	3311-111-13	Solas
P3311-1113-13	69W-45945-00-00	Yamaha
P3311-1113-16	3221-3112-16	Polastorm
P3311-1113-16	3311-110-16	Solas
P3311-1113-16	21301310	Turning Point
P3311-1125-14	59130-ZV5-014AH	Honda
P3311-1125-14	032041	Michigan
P3311-1125-14	3121-3113-14	Polastorm
P3311-1125-14	3311-111-14	Solas
P3311-1125-14	21301410	Turning Point
P3311-1125-14	69W-45958-00-00	Yamaha
P3311-1138-12	59130-ZV5-012AH	Honda
P3311-1138-12	032043	Michigan
P3311-1138-12	3121-3114-12	Polastorm
P3311-1138-12	3311-114-12	Solas
P3311-1138-12	21301210	Turning Point
P3311-1138-12	69W-45952-00-00	Yamaha
P3311-1163-11	59130-ZV5-011AH	Honda
P3311-1163-11	032044	Michigan
P3311-1163-11	3121-3117-11	Polastorm
P3311-1163-11	3311-118-11	Solas
P3311-1163-11	21301010	Turning Point
P3311-1163-11	69W-45947-00-00	Yamaha
P3311-1175-10	778606	BRP
P3311-1175-10	58130-ZZ5-630ZA	Honda
P3311-1175-10	032045	Michigan
P3311-1175-10	3121-3118-10	Polastorm
P3311-1175-10	3311-118-10	Solas
P3311-1175-10	21301110	Turning Point
P3311-1175-10	663-45954-01-EL	Yamaha

CROSS REFERENCE BY EMP PART NUMBER

EMP #	COMPETITOR PART #	COMPETITOR
P3311-1225-09	032045	Michigan
P3311-1225-09	3021-3123-09	Polastorm
P3311-1225-09	3311-121-09	Solas
P3311-1225-09	21300810	Turning Point
P3311-1225-09	663-45956-01-00	Yamaha
P3313-1013-14	3021-4101-14	Polastorm
P3313-1013-14	3313-105-14	Solas
P3313-1038-13	3021-4103-13	Polastorm
P3313-1038-13	3313-105-13	Solas
P3313-1063-11	3021-4106-11	Polastorm
P3313-1063-11	3313-111-11	Solas
P3313-1063-12	3021-4106-12	Polastorm
P3313-1063-12	3313-108-12	Solas
P3331-1125-15	59133-ZV5-015AH	Honda
P3331-1125-15	933215	Michigan
P3331-1125-15	3829-3113-15	Polastorm
P3331-1125-15	3331-110-15	Solas
P3331-1125-15	MAR-GYT3B-03-15	Yamaha
P3331-1138-14	59133-ZV5-014AH	Honda
P3331-1138-14	3829-3114-14	Polastorm
P3331-1138-14	3331-111-14	Solas
P3331-1138-14	31301312	Turning Point
P3331-1150-11	3829-3115-11	Polastorm
P3331-1150-11	3331-116-11	Solas
P3331-1150-11	31301412	Turning Point
P3331-1150-11	697-45970-00-00	Yamaha
P3331-1150-13	58110-ZV5-E30	Honda
P3331-1150-13	59133-ZV5-013AH	Honda
P3331-1150-13	3829-3115-13	Polastorm
P3331-1150-13	3331-111-13	Solas
P3331-1150-13	31301212	Turning Point
P3331-1150-13	663-45970-60-00	Yamaha
P3331-1163-12	59133-ZV5-012AH	Honda
P3331-1163-12	58110-ZV5-E40	Honda
P3331-1163-12	3829-3116-12	Polastorm
P3331-1163-12	3331-114-12	Solas
P3331-1163-12	663-45972-60-00	Yamaha
P3331-1225-09	58110-ZV5-E50	Honda
P3331-1225-09	3829-3123-09	Polastorm
P3331-1225-09	3331-120-09	Solas
P3411-1300-19	101034	Michigan
P3411-1300-19	141219	Michigan
P3411-1300-19	142219	Michigan
P3411-1300-19	4121-3130-19	Polastorm
P3411-1300-19	3411-130-19	Solas
P3411-1300-19	21431911	Turning Point
P3411-1300-19	6E5-45941-00-EL	Yamaha

EMP #	COMPETITOR PART #	COMPETITOR
P3411-1300-21	101035	Michigan
P3411-1300-21	101135	Michigan
P3411-1300-21	141221	Michigan
P3411-1300-21	142221	Michigan
P3411-1300-21	4121-3127-21	Polastorm
P3411-1300-21	3411-130-21	Solas
P3411-1300-21	21432111	Turning Point
P3411-1300-21	6E5-45943-00-00	Yamaha
P3411-1325-17	101033	Michigan
P3411-1325-17	141217	Michigan
P3411-1325-17	142217	Michigan
P3411-1325-17	4121-3133-17	Polastorm
P3411-1325-17	3411-132-17	Solas
P3411-1325-17	21431711	Turning Point
P3411-1325-17	6E5-45945-01-EL	Yamaha
P3411-1350-15	101032	Michigan
P3411-1350-15	142215	Michigan
P3411-1350-15	4121-3135-15	Polastorm
P3411-1350-15	3411-135-15	Solas
P3411-1350-15	21431311	Turning Point
P3411-1350-15	6E5-45947-00-EL	Yamaha
P3411-1363-13	101031	Michigan
P3411-1363-13	142213	Michigan
P3411-1363-13	4121-3137-13	Polastorm
P3411-1363-13	3411-135-13	Solas
P3411-1363-13	21431511	Turning Point
P3411-1363-13	6E5-45949-00-EL	Yamaha
P3411-1400-09	4121-3140-09	Polastorm
P3411-1400-09	3411-140-09	Solas
P3411-1400-09	21431730	Turning Point
P3411-1400-11	101036	Michigan
P3411-1400-11	4121-3140-11	Polastorm
P3411-1400-11	3411-140-11	Solas
P3411-1400-11	21431930	Turning Point
P3411-1400-11	6E5-45954-00-EL	Yamaha
P3411-1400-17	061024	Michigan
P3411-1400-17	4231-3140-17	Polastorm
P3411-1400-17	3411-139-17	Solas
P3411-1400-17	990C0-00760-17P	Suzuki
P3411-1400-19	061028	Michigan
P3411-1400-19	4231-3140-19	Polastorm
P3411-1400-19	3411-139-19	Solas
P3411-1400-19	990C0-00760-19P	Suzuki
P3411-1400-19	21431111	Turning Point
P3413-1250-19	941419	Michigan
P3413-1250-19	4021-4125-19	Polastorm
P3413-1250-19	3413-125-19	Solas

EMP #	COMPETITOR PART #	COMPETITOR
P3413-1250-19	21431930	Turning Point
P3413-1300-15	941415	Michigan
P3413-1300-15	4021-4134-15	Polastorm
P3413-1300-15	3413-130-15	Solas
P3413-1300-15	21431730	Turning Point
P3413-1300-17	941417	Michigan
P3413-1300-17	4021-4130-17	Polastorm
P3413-1300-17	3413-128-17	Solas
P3413-1300-17	21431530	Turning Point
P3413-1375-13	941413	Michigan
P3413-1375-13	4021-4138-13	Polastorm
P3413-1375-13	3413-133-13	Solas
P3413-1375-13	21431330	Turning Point
P3431-1300-19	4829-3130-19	Polastorm
P3431-1300-19	3431-130-19	Solas
P3431-1300-19	PT70115P19	Tohatsu
P3431-1300-19	31431912	Turning Point
P3431-1300-19	688-45970-03-00	Yamaha
P3431-1300-21	933421	Michigan
P3431-1300-21	4829-3130-21	Polastorm
P3431-1300-21	3431-130-21	Solas
P3431-1300-21	31432112	Turning Point
P3431-1300-21	688-45972-02-00	Yamaha
P3431-1325-17	933317	Michigan
P3431-1325-17	4829-3133-17	Polastorm
P3431-1325-17	3431-133-17	Solas
P3431-1325-17	31431712	Turning Point
P3431-1325-17	688-45930-02-00	Yamaha
P3431-1350-15	933315	Michigan
P3431-1350-15	4829-3135-15	Polastorm
P3431-1350-15	3431-135-15	Solas
P3431-1350-15	31431512	Turning Point
P3431-1375-13	4829-3138-13	Polastorm
P3431-1375-13	3431-138-13	Solas
P3431-1375-13	688-45932-60-00	Yamaha
P3441-1325-17	933417	Michigan
P3441-1325-17	4829-3133-17	Polastorm
P3441-1325-17	3441-133-17	Solas
P3441-1325-17	31431712	Turning Point
P3441-1350-15	763929	BRP
P3441-1350-15	933415	Michigan
P3441-1350-15	4829-3135-15	Polastorm
P3441-1350-15	3441-138-15	Solas
P3441-1350-15	31431912	Turning Point
P3441-1350-15	MAR-GYT3B-V4-20	Yamaha
P3441-1350-19	933419	Michigan
P3441-1350-19	4829-3130-19	Polastorm

CROSS REFERENCE BY EMP PART NUMBER



CROSS REFERENCE BY EMP PART NUMBER

EMP #	COMPETITOR PART #	COMPETITOR
P3441-1350-19	3441-133-19	Solas
P3441-1350-19	MAR-GYT3B-V4-14	Yamaha
P3441-1375-13	4829-3138-13	Polastorm
P3441-1375-13	3441-138-13	Solas
P3441-1375-13	31431512	Turning Point
P3441-1375-13	MAR-GYT3B-V4-16	Yamaha
P3451-1400-15	0341490	BRP
P3451-1400-15	4229-3140-15	Polastorm
P3451-1400-15	3451-139-15	Solas
P3451-1400-15	990C0-00610-15P	Suzuki
P3451-1400-17	0777024	BRP
P3451-1400-17	4229-3140-17	Polastorm
P3451-1400-17	3451-139-17	Solas
P3451-1400-17	990C0-00610-17P	Suzuki
P3451-1400-19	0777025	BRP
P3451-1400-19	4229-3140-19	Polastorm
P3451-1400-19	3451-139-19	Solas
P3451-1400-19	990C0-00610-19P	Suzuki
P3451-1400-21	0777026	BRP
P3451-1400-21	4229-3140-21	Polastorm
P3451-1400-21	3451-139-21	Solas
P3451-1400-21	990C0-00610-21P	Suzuki
P3452-1400-17	0777029	BRP
P3452-1400-17	4226-2140-17	Polastorm
P3452-1400-17	3452-139-17	Solas
P3452-1400-17	99105-0070L-18P	Suzuki
P3452-1400-19	0777030	BRP
P3452-1400-19	4226-3140-19	Polastorm
P3452-1400-19	3452-139-19	Solas
P3452-1400-19	990C0-0061L-19P	Suzuki
P3452-1400-21	0777031	BRP
P3452-1400-21	4226-3140-21	Polastorm
P3452-1400-21	3452-139-21	Solas
P3452-1400-21	990C0-0061L-21P	Suzuki
P3452-1400-23	0777032	BRP
P3452-1400-23	4226-3140-23	Polastorm
P3452-1400-23	3452-139-23	Solas
P3452-1400-23	990C0-0061L-23P	Suzuki
P3453-1300-17	4329-4130-17	Polastorm
P3453-1300-17	3453-130-17	Solas
P3453-1300-17	31431730	Turning Point
P3453-1300-17	MAR-GYT4B-V4-18	Yamaha
P3453-1300-19	4329-4130-19	Polastorm
P3453-1300-19	3453-130-19	Solas
P3453-1300-19	31431930	Turning Point
P3453-1300-19	MAR-GYT4B-V4-20	Yamaha
P3453-1300-21	4329-4130-21	Polastorm

EMP #	COMPETITOR PART #	COMPETITOR
P3453-1300-21	3453-130-21	Solas
P3453-1300-21	31432130	Turning Point
P3453-1300-21	MAR-GYT4B-V4-22	Yamaha
P3453-1325-15	4329-4133-15	Polastorm
P3453-1325-15	3453-133-15	Solas
P3453-1325-15	31431530	Turning Point
P3453-1325-15	MAR-GYT4B-V4-16	Yamaha
P3453-1350-13	4329-4135-13	Polastorm
P3453-1350-13	3453-135-13	Solas
P3453-1350-13	31431330	Turning Point
P3453-1350-13	MAR-GYT4B-V4-14	Yamaha
P3511-1425-21	101029	Michigan
P3511-1425-21	5127-3138-21	Polastorm
P3511-1425-21	3511-143-21	Solas
P3511-1425-21	21502111	Turning Point
P3511-1425-21	6G5-45943-01-00	Yamaha
P3511-1425-21	6G5-45943-01-98	Yamaha
P3511-1450-19	101028	Michigan
P3511-1450-19	5127-3140-19	Polastorm
P3511-1450-19	3511-145-19	Solas
P3511-1450-19	21501911	Turning Point
P3511-1450-19	6G5-45945-01-98	Yamaha
P3511-1500-17	101027	Michigan
P3511-1500-17	5127-3145-17	Polastorm
P3511-1500-17	3511-148-17	Solas
P3511-1500-17	21501711	Turning Point
P3511-1500-17	6G5-45947-01-98	Yamaha
P3511-1525-19	5527-3153-19	Polastorm
P3511-1525-19	3511-153-19	Solas
P3511-1525-19	21501511	Turning Point
P3511-1525-21	5527-3153-21	Polastorm
P3511-1525-21	3511-153-21	Solas
P3511-1525-21	21501930	Turning Point
P3511-1525-23	5527-3153-23	Polastorm
P3511-1525-23	3511-153-23	Solas
P3511-1525-23	21502131	Turning Point
P3511-1550-15	101025	Michigan
P3511-1550-15	5127-3153-15	Polastorm
P3511-1550-15	3511-150-15	Solas
P3511-1550-15	6G5-45941-00-00	Yamaha
P3511-1550-15	6G5-45941-00-98	Yamaha
P3511-1550-17	5527-3155-17	Polastorm
P3511-1550-17	3511-155-17	Solas
P3511-1550-17	21501730	Turning Point
P3511-1575-15	5527-3158-15	Polastorm
P3511-1575-15	3511-158-15	Solas
P3511-1575-15	21501530	Turning Point

EMP #	COMPETITOR PART #	COMPETITOR
P3511-1575-15	6G5-45952-00-00	Yamaha
P3511-1600-13	5027-3160-13	Polastorm
P3511-1600-13	3511-160-13	Solas
P3512-1525-19	5528-3153-19	Polastorm
P3512-1525-19	3512-145-19	Solas
P3512-1525-19	6K1-45945-00-00	Yamaha
P3512-1550-17	5528-3155-17	Polastorm
P3512-1550-17	3512-148-17	Solas
P3512-1550-17	6K1-45947-00-00	Yamaha
P3512-1570-15	5528-3158-15	Polastorm
P3512-1570-15	3512-150-15	Solas
P3513-143-19	5327-4143-19	Polastorm
P3513-143-19	3513-143-19	Solas
P3513-143-19	21501930	Turning Point
P3513-145-17	5327-4145-17	Polastorm
P3513-145-17	3513-145-17	Solas
P3513-145-17	21501730	Turning Point
P3513-148-15	5327-4145-15	Polastorm
P3513-148-15	3513-148-15	Solas
P3513-148-15	21501530	Turning Point
P3531-1375-19	5829-3140-19	Polastorm
P3531-1375-19	3531-140-19	Solas
P3531-1375-19	31501912	Turning Point
P3531-1375-19	68F-45978-20-00	Yamaha
P3531-1425-17	5829-3143-17	Polastorm
P3531-1425-17	3531-143-17	Solas
P3531-1425-17	68F-45972-20-00	Yamaha
P3531-1425-23	58233-ZY3-A23H	Honda
P3531-1425-23	5829-3140-23	Polastorm
P3531-1425-23	3531-140-23	Solas
P3531-1425-23	31502311	Turning Point
P3531-1425-23	6G5-45976-01-00	Yamaha
P3531-1488-21	5829-3140-21	Polastorm
P3531-1488-21	3531-140-21	Solas
P3531-1488-21	31502112	Turning Point
P3531-1488-21	68F-45976-20-00	Yamaha
P3532-1400-19	58233-ZY3-B19H	Honda
P3532-1400-19	5826-3140-19	Polastorm
P3532-1400-19	3532-140-19	Solas
P3532-1400-19	31501922	Turning Point
P3532-1400-19	68G-45978-20-00	Yamaha
P3532-1400-21	5826-3140-21	Polastorm
P3532-1400-21	3532-140-21	Solas
P3532-1400-21	31502122	Turning Point
P3532-1400-21	68G-45976-20-00	Yamaha
P3532-1425-17	5826-3143-17	Polastorm
P3532-1425-17	3532-143-17	Solas

CROSS REFERENCE BY EMP PART NUMBER

EMP #	COMPETITOR PART #	COMPETITOR
P3532-1425-17	31501722	Turning Point
P3532-1425-17	68G-45972-20-00	Yamaha
P3551-1450-21	58133-ZY3-A21HR	Honda
P3551-1450-21	933521	Michigan
P3551-1450-21	5729-3145-21	Polastorm
P3551-1450-21	3551-145-21	Solas
P3551-1450-21	31502112	Turning Point
P3551-1450-21	66K-45976-B0-00	Yamaha
P3551-1475-16	933515	Michigan
P3551-1475-16	5729-3148-16	Polastorm
P3551-1475-16	3551-148-16	Solas
P3551-1475-16	MAR-GYT3B-V6-16	Yamaha
P3551-1475-17	933517	Michigan
P3551-1475-17	5729-3148-17	Polastorm
P3551-1475-17	3551-148-17	Solas
P3551-1475-17	61A-45978-00-00	Yamaha
P3551-1475-18	5729-3148-18	Polastorm
P3551-1475-18	3551-148-18	Solas
P3551-1475-18	MAR-GYT3B-V6-18	Yamaha
P3551-1475-19	933519	Michigan
P3551-1475-19	5729-3148-19	Polastorm
P3551-1475-19	3551-148-19	Solas
P3551-1475-19	61A-45974-00-00	Yamaha
P3551-1500-14	763962	BRP
P3551-1500-14	5729-3150-14	Polastorm
P3551-1500-14	3551-150-14	Solas
P3551-1500-14	6G5-45970-02-00	Yamaha
P3552-1450-21	763923	BRP
P3552-1450-21	937521	Michigan
P3552-1450-21	5726-3145-21	Polastorm
P3552-1450-21	3552-145-21	Solas
P3552-1450-21	31502122	Turning Point
P3552-1450-21	61B-45972-00-00	Yamaha
P3552-1475-17	763915	BRP
P3552-1475-17	937517	Michigan
P3552-1475-17	5726-3148-17	Polastorm
P3552-1475-17	3552-148-17	Solas
P3552-1475-17	61B-45978-00-00	Yamaha
P3552-1475-19	763309	BRP
P3552-1475-19	937519	Michigan
P3552-1475-19	5726-3148-19	Polastorm
P3552-1475-19	3552-148-19	Solas
P3552-1475-19	61B-45974-00-00	Yamaha
P3571-1500-21	5529-3150-21	Polastorm
P3571-1500-21	3571-150-21	Solas
P3571-1500-21	31512110	Turning Point
P3571-1500-21	6CE-45972-20-00	Yamaha

EMP #	COMPETITOR PART #	COMPETITOR
P3571-1525-19	5529-3153-19	Polastorm
P3571-1525-19	3571-153-19	Solas
P3571-1525-19	1511910	Turning Point
P3571-1525-19	6CE-45970-20-00	Yamaha
P3571-1550-17	5529-3155-17	Polastorm
P3571-1550-17	3571-155-17	Solas
P3571-1550-17	31511710	Turning Point
P3571-1550-17	6CE-45978-20-00	Yamaha
P3571-1575-15	5529-3158-15	Polastorm
P3571-1575-15	3571-158-15	Solas
P3571-1575-15	31511510	Turning Point
P3571-1575-15	6CE-45976-20-00	Yamaha
P3572-1500-21	5526-3150-21	Polastorm
P3572-1500-21	3572-150-21	Solas
P3572-1500-21	31512120	Turning Point
P3572-1500-21	6CF-45972-20-00	Yamaha
P3572-1525-19	5526-3153-19	Polastorm
P3572-1525-19	3572-153-19	Solas
P3572-1525-19	31511920	Turning Point
P3572-1525-19	6CF-45970-20-00	Yamaha
P3572-1550-17	5526-3155-17	Polastorm
P3572-1550-17	3572-155-17	Solas
P3572-1550-17	31511720	Turning Point
P3572-1550-17	6CF-45978-20-00	Yamaha
P3572-1575-15	5526-3158-15	Polastorm
P3572-1575-15	3572-158-15	Solas
P3572-1575-15	31511520	Turning Point
P3572-1575-15	6CF-45976-20-00	Yamaha
P4011-0750-07S	9237-3075-07	Polastorm
P4011-0750-07S	4011-079-07S	Solas
P4011-0750-07S	58110-91J20-019	Suzuki
P4111-0925-07A	1237-3093-07	Polastorm
P4111-0925-07A	4111-0925-07A	Solas
P4111-0925-07A	58100-89L00-019	Suzuki
P4111-0925-08A	1237-3093-08	Polastorm
P4111-0925-08A	4111-0925-08A	Solas
P4111-0925-08A	58100-90L41-019	Suzuki
P4111-0925-09A	5005384	BRP
P4111-0925-09A	062103	Michigan
P4111-0925-09A	1237-3093-09	Polastorm
P4111-0925-09A	4111-0925-09A	Solas
P4111-0925-09A	58100-90L50-019	Suzuki
P4111-0925-09A	21100910	Turning Point
P4111-0925-10A	5005385	BRP
P4111-0925-10A	062104	Michigan
P4111-0925-10A	1237-3093-10	Polastorm
P4111-0925-10A	4111-0925-10A	Solas

EMP #	COMPETITOR PART #	COMPETITOR
P4111-0925-10A	58100-90L60-019	Suzuki
P4111-0925-10A	21101010	Turning Point
P4111-0925-11A	5033203	BRP
P4111-0925-11A	062105	Michigan
P4111-0925-11A	1237-3093-11	Polastorm
P4111-0925-11A	4111-0925-11A	Solas
P4111-0925-11A	58100-89L70-019	Suzuki
P4111-0925-12A	1237-3093-12	Polastorm
P4111-0925-12A	4111-0925-12A	Solas
P4111-0925-12A	58100-89L50-019	Suzuki
P4113-100-05A	1837-4010-05	Polastorm
P4113-100-05A	4113-1000-05A	Solas
P4113-100-07A	1837-4010-07	Polastorm
P4113-100-07A	4113-1000-07A	Solas
P4121-0925-09A	1239-3093-09	Polastorm
P4121-0925-09A	4121-0925-09A	Solas
P4121-0925-10A	1239-3093-10	Polastorm
P4121-0925-10A	4121-0925-10A	Solas
P4121-0925-11A	1239-3093-11	Polastorm
P4121-0925-11A	4121-0925-11A	Solas
P4121-0925-12A	1239-3093-12	Polastorm
P4121-0925-12A	4121-0925-12A	Solas
P4211-1025-09	5032171	BRP
P4211-1025-09	062208	Michigan
P4211-1025-09	2237-3103-09	Polastorm
P4211-1025-09	4211-110-09	Solas
P4211-1025-09	58100-96372-019	Suzuki
P4211-1025-10	5032107	BRP
P4211-1025-10	062204	Michigan
P4211-1025-10	2237-3103-10	Polastorm
P4211-1025-10	4211-108-10	Solas
P4211-1025-10	58100-91L40-019	Suzuki
P4211-1025-11	5032108	BRP
P4211-1025-11	062205	Michigan
P4211-1025-11	2237-3103-11	Polastorm
P4211-1025-11	4211-105-11	Solas
P4211-1025-11	58100-91L50-019	Suzuki
P4211-1025-11	21221310	Turning Point
P4211-1025-12	5032109	BRP
P4211-1025-12	062206	Michigan
P4211-1025-12	2237-3103-12	Polastorm
P4211-1025-12	4211-103-12	Solas
P4211-1025-12	58100-96482-019	Suzuki
P4211-1025-13	5032110	BRP
P4211-1025-13	062207	Michigan
P4211-1025-13	2237-3103-13	Polastorm
P4211-1025-13	4211-101-13	Solas

CROSS REFERENCE BY EMP PART NUMBER



CROSS REFERENCE BY EMP PART NUMBER

EMP #	COMPETITOR PART #	COMPETITOR
P4211-1025-13	58100-96492-019	Suzuki
P4211-1025-13	21221110	Turning Point
P4211-1025-14	5032106	BRP
P4211-1025-14	2237-3103-14	Polastorm
P4211-1025-14	4211-100-14	Solas
P4211-1025-14	58100-95D01-019	Suzuki
P4211-1025-15	062210	Michigan
P4211-1025-15	2237-3103-15	Polastorm
P4211-1025-15	4211-100-15	Solas
P4211-1025-15	58100-96462-019	Suzuki
P4213-1025-11	2037-4102-11	Polastorm
P4213-1025-11	4213-102-11	Solas
P4231-1013-11	2239-3101-11	Polastorm
P4231-1013-11	4231-105-11	Solas
P4231-1013-12	2239-3101-12	Polastorm
P4231-1013-12	4231-103-12	Solas
P4231-1013-13	933013	Michigan
P4231-1013-13	2239-3101-13	Polastorm
P4231-1013-13	4231-101-13	Solas
P4231-1013-13	31221311	Turning Point
P4231-1013-14	2239-3101-14	Polastorm
P4231-1013-14	4231-100-14	Solas
P4231-1013-15	933015	Michigan
P4231-1013-15	2239-3101-15	Polastorm
P4231-1013-15	4231-100-15	Solas
P4231-1013-15	31221111	Turning Point
P4311-1125-15	062215	Michigan
P4311-1125-15	3237-3113-15	Polastorm
P4311-1125-15	4311-114-15	Solas
P4311-1125-15	58100-88L62-019	Suzuki
P4311-1125-15	21301510	Turning Point
P4311-1138-14	778610	BRP
P4311-1138-14	062214	Michigan
P4311-1138-14	3237-3114-14	Polastorm
P4311-1138-14	4311-116-14	Solas
P4311-1138-14	58100-88L52-019	Suzuki
P4311-1138-16	062216	Michigan
P4311-1138-16	3237-3112-16	Polastorm
P4311-1138-16	4311-114-16	Solas
P4311-1138-16	58100-88L72-019	Suzuki
P4311-1138-16	21301210	Turning Point
P4311-1150-10	032045	Michigan
P4311-1150-10	3237-3115-10	Polastorm
P4311-1150-10	4311-120-10	Solas
P4311-1150-10	21301310	Turning Point
P4311-1150-11	778607	BRP
P4311-1150-11	062211	Michigan

EMP #	COMPETITOR PART #	COMPETITOR
P4311-1150-11	3237-3115-11	Polastorm
P4311-1150-11	4311-118-11	Solas
P4311-1150-11	58100-88L23-019	Suzuki
P4311-1150-11	21301410	Turning Point
P4311-1150-13	062213	Michigan
P4311-1150-13	3237-3115-13	Polastorm
P4311-1150-13	4311-116-13	Solas
P4311-1150-13	21301110	Turning Point
P4311-1163-12	778609	BRP
P4311-1163-12	062212	Michigan
P4311-1163-12	3237-3116-12	Polastorm
P4311-1163-12	4311-116-12	Solas
P4311-1163-12	58100-88LA0-019	Suzuki
P4311-1163-12	21301010	Turning Point
P4313-1013-14	3037-4101-14	Polastorm
P4313-1013-14	4313-105-14	Solas
P4313-1025-13	3037-4103-13	Polastorm
P4313-1025-13	4313-105-13	Solas
P4411-1300-19	061103	Michigan
P4411-1300-19	4037-3130-19	Polastorm
P4411-1300-19	4411-130-19	Solas
P4411-1300-19	58100-94522-019	Suzuki
P4411-1325-17	061102	Michigan
P4411-1325-17	4037-3133-17	Polastorm
P4411-1325-17	4411-133-17	Solas
P4411-1325-17	58100-94512-019	Suzuki
P4411-1375-15	061101	Michigan
P4411-1375-15	4037-3138-15	Polastorm
P4411-1375-15	4411-135-15	Solas
P4411-1375-15	58100-94500-019	Suzuki
P4411-1400-11	061107	Michigan
P4411-1400-11	4037-3140-11	Polastorm
P4411-1400-11	4411-140-11	Solas
P4411-1400-11	58100-99E10-019	Suzuki
P4411-1400-13	061105	Michigan
P4411-1400-13	4037-3140-13	Polastorm
P4411-1400-13	4411-138-13	Solas
P4411-1400-13	58100-99E00-019	Suzuki
P4511-1525-19	5537-3153-19	Polastorm
P4511-1525-19	4511-153-19	Solas
P4511-1525-19	21501930	Turning Point
P4511-1525-21	5537-3153-21	Polastorm
P4511-1525-21	4511-153-21	Solas
P4511-1525-21	21502131	Turning Point
P4511-1525-23	5537-3153-23	Polastorm
P4511-1525-23	4511-153-23	Solas
P4511-1550-17	5537-3155-17	Polastorm

EMP #	COMPETITOR PART #	COMPETITOR
P4511-1550-17	4511-155-17	Solas
P4511-1550-17	21501730	Turning Point
P4511-1575-15	5537-3158-15	Polastorm
P4511-1575-15	4511-158-15	Solas
P4511-1575-15	21501530	Turning Point
P4571-1500-21	5539-3150-21	Polastorm
P4571-1500-21	4571-150-21	Solas
P4571-1500-21	58700-96J20-000	Suzuki
P4571-1500-21	31512110	Turning Point
P4571-1525-19	5539-3153-19	Polastorm
P4571-1525-19	4571-153-19	Solas
P4571-1525-19	58700-96J10-000	Suzuki
P4571-1525-19	31511910	Turning Point
P4571-1550-17	5539-3155-17	Polastorm
P4571-1550-17	4571-155-17	Solas
P4571-1550-17	58700-96J00-000	Suzuki
P4571-1550-17	31511710	Turning Point
P4571-1575-15	5539-3158-15	Polastorm
P4571-1575-15	4571-158-15	Solas
P4571-1575-15	31511510	Turning Point
P4571-1575-21	5239-3158-21wg	Polastorm
P4571-1575-21	4571-158-21	Solas
P4571-1600-17	5239-3160-17wg	Polastorm
P4571-1600-17	4571-160-17	Solas
P4571-1600-17	990C0-00810-17P	Suzuki
P4571-1600-19	5239-3160-19wg	Polastorm
P4571-1600-19	4571-160-19	Solas
P4571-1600-19	990C0-00810-185	Suzuki
P4572-1500-21	5536-3150-21	Polastorm
P4572-1500-21	4572-150-21	Solas
P4572-1500-21	58800-96J20-000	Suzuki
P4572-1500-21	31512120	Turning Point
P4572-1525-19	5536-3153-19	Polastorm
P4572-1525-19	4572-153-19	Solas
P4572-1525-19	58800-96J10-000	Suzuki
P4572-1525-19	31511920	Turning Point
P4572-1550-17	5536-3155-17	Polastorm
P4572-1550-17	4572-155-17	Solas
P4572-1550-17	58800-96J00-000	Suzuki
P4572-1550-17	31511720	Turning Point
P4572-1600-17	5236-3160-17wg	Polastorm
P4572-1600-17	4572-160-17	Solas
P4572-1600-17	990C0-0081L-17P	Suzuki
P4572-1600-19	5236-3160-19wg	Polastorm
P4572-1600-19	4572-160-19	Solas
P4572-1600-19	990C0-0081L-185	Suzuki
P4573-1525-18	5639-4153-18wg	Polastorm

CROSS REFERENCE BY EMP PART NUMBER

EMP #	COMPETITOR PART #	COMPETITOR
P4573-1525-18	4573-153-18	Solas
P4573-1525-20	5639-4153-20wg	Polastorm
P4573-1525-20	4573-153-20	Solas
P4573-1525-20	990C0-00510-20P	Suzuki
P4573-1525-22	5639-4153-22wg	Polastorm
P4573-1525-22	4573-153-22	Solas
P4573-1525-22	990C0-00510-22P	Suzuki
P5011-078-08	766540	BRP
P5011-078-08	48-812950A02	Mercury
P5011-078-08	9057-3078-08	Polastorm
P5011-078-08	QA3182R	Quicksilver
P5011-078-08	5011-078-08	Solas
P5011-078-08	3R1B645142	Tohatsu
P5011-0788-07	766543	BRP
P5011-0788-07	5040538	BRP
P5011-0788-07	48-812949A02	Mercury
P5011-0788-07	142102	Michigan
P5011-0788-07	9057-3078-07	Polastorm
P5011-0788-07	5011-078-07	Solas
P5011-0788-07	3B2B645140	Tohatsu
P5011-0788-07	3R1B645142	Tohatsu
P5011-0788-08	032055	Michigan
P5011-0788-09	48-8M0081145	Mercury
P5011-0788-09	9057-3078-09	Polastorm
P5011-0788-09	5011-078-09	Solas
P5011-0788-09	369B645181	Tohatsu
P5011-0850-08	48-897610A10	Mercury
P5011-0850-08	48-897614A10	Mercury
P5011-0850-08	142103	Michigan
P5011-0850-08	9057-3085-08	Polastorm
P5011-0850-08	5011-085-08	Solas
P5011-0850-08	3B2B645151	Tohatsu
P5011-0888-07	48-897614A10	Mercury
P5011-0888-07	9057-3089-07	Polastorm
P5011-0888-07	5011-085-07	Solas
P5011-0888-07	3B2B645141	Tohatsu
P5011-0888-09	48-897618A10	Mercury
P5011-0888-09	9057-3089-09	Polastorm
P5011-0888-09	5011-085-09	Solas
P5011-0888-09	3B2B645171	Tohatsu
P5013-1000-05	48-812954A10	Mercury
P5013-1000-05	1817-4010-05	Polastorm
P5013-1000-05	5013-087-05	Solas
P5013-1000-07	1817-4010-07	Polastorm
P5013-1000-07	5013-087-07	Solas
P5111-0925-08	48-897748A11	Mercury
P5111-0925-08	48-897748A11	Mercury

EMP #	COMPETITOR PART #	COMPETITOR
P5111-0925-08	142203	Michigan
P5111-0925-08	1257-3093-08	Polastorm
P5111-0925-08	5111-0925-08	Solas
P5111-0925-08	3BAB645161	Tohatsu
P5111-0925-09	5040590	BRP
P5111-0925-09	48-897750A11	Mercury
P5111-0925-09	142204	Michigan
P5111-0925-09	1257-3093-09	Polastorm
P5111-0925-09	5111-0925-09	Solas
P5111-0925-09	3BAB645211	Tohatsu
P5111-0925-09	21100910	Turning Point
P5111-0925-10	5040591	BRP
P5111-0925-10	48-897752A11	Mercury
P5111-0925-10	142205	Michigan
P5111-0925-10	1257-3093-10	Polastorm
P5111-0925-10	5111-0925-10	Solas
P5111-0925-10	21101010	Turning Point
P5111-0925-11	5040592	BRP
P5111-0925-11	48-897754A11	Mercury
P5111-0925-11	142206	Michigan
P5111-0925-11	1257-3093-11	Polastorm
P5111-0925-11	5111-0925-11	Solas
P5111-0925-11	3BAB645241	Tohatsu
P5111-0925-12	48-897754A11	Mercury
P5111-0925-12	142207	Michigan
P5111-0925-12	1257-3093-12	Polastorm
P5111-0925-12	5111-0925-12	Solas
P5121-0925-09	1259-3093-09	Polastorm
P5121-0925-09	5121-0925-09	Solas
P5121-0925-10	1259-3093-10	Polastorm
P5121-0925-10	5121-0925-10	Solas
P5121-0925-11	1259-3093-11	Polastorm
P5121-0925-11	5121-0925-11	Solas
P5121-0925-12	1259-3093-12	Polastorm
P5121-0925-12	5121-0925-12	Solas
P5211-0988-09	58130-ZW2-F11ZA	Honda
P5211-0988-09	48-896890A10	Mercury
P5211-0988-09	111103	Michigan
P5211-0988-09	141304	Michigan
P5211-0988-09	2857-3099-09	Polastorm
P5211-0988-09	5211-099-09	Solas
P5211-0988-09	3R0B645180	Tohatsu
P5211-0988-10	58130-ZW2-F21ZA	Honda
P5211-0988-10	48-896892A40	Mercury
P5211-0988-10	111107	Michigan
P5211-0988-10	141307	Michigan
P5211-0988-10	2857-3099-10	Polastorm

EMP #	COMPETITOR PART #	COMPETITOR
P5211-0988-10	5211-099-10	Solas
P5211-0988-10	3R0B645211	Tohatsu
P5211-0988-11	58130-ZW2-F31ZA	Honda
P5211-0988-11	48-896896A40	Mercury
P5211-0988-11	111105	Michigan
P5211-0988-11	141305	Michigan
P5211-0988-11	2857-3099-11	Polastorm
P5211-0988-11	5211-099-11	Solas
P5211-0988-11	3R0B645231	Tohatsu
P5211-0988-11	21211110	Turning Point
P5211-0988-12	58130-ZW2-F01ZA	Honda
P5211-0988-12	48-896900A40	Mercury
P5211-0988-12	111106	Michigan
P5211-0988-12	141308	Michigan
P5211-0988-12	2857-3099-12	Polastorm
P5211-0988-12	5211-099-12	Solas
P5211-0988-12	3R0B645251	Tohatsu
P5211-0988-13	111108	Michigan
P5211-0988-13	141306	Michigan
P5211-0988-13	58130-ZW2-F41ZA	Honda
P5211-0988-13	2857-3099-13	Polastorm
P5211-0988-13	5211-099-13	Solas
P5211-0988-13	3R0B645271	Tohatsu
P5211-0988-13	21211310	Turning Point
P5211-0988-14	142309	Michigan
P5211-0988-14	2857-3099-14	Polastorm
P5211-0988-14	5211-099-14	Solas
P5211-0988-14	349B645291	Tohatsu
P5213-1013-13	2057-4101-13	Polastorm
P5213-1013-13	5213-100-13	Solas
P5213-1013-15	2057-4101-15	Polastorm
P5213-1013-15	5213-100-15	Solas
P5213-1020-11	48-8M8026655	Mercury
P5213-1020-11	2057-4102-11	Polastorm
P5213-1020-11	5213-102-11	Solas
P5213-1020-12	2057-4102-12	Polastorm
P5213-1020-12	5213-101-12	Solas
P5221-1000-11	58133-ZV7-011AH	Honda
P5221-1000-11	48-899820A05	Mercury
P5221-1000-11	2259-3100-11	Polastorm
P5221-1000-11	5221-100-11	Solas
P5221-1000-11	31211111	Turning Point
P5221-1000-12	58133-ZV7-012AH	Honda
P5221-1000-12	2259-3100-12	Polastorm
P5221-1000-12	5221-100-12	Solas
P5221-1000-13	765178	BRP
P5221-1000-13	58133-ZV7-013AH	Honda

CROSS REFERENCE BY EMP PART NUMBER



CROSS REFERENCE BY EMP PART NUMBER

EMP #	COMPETITOR PART #	COMPETITOR
P5221-1000-13	2259-3100-13	Polastorm
P5221-1000-13	5221-100-13	Solas
P5221-1000-13	31211311	Turning Point
P5221-1000-14	2259-3100-14	Polastorm
P5221-1000-14	5221-100-14	Solas
P5311-1100-15	3157-3110-15	Polastorm
P5311-1100-15	5311-110-15	Solas
P5311-1100-15	353B641070	Tohatsu
P5311-1100-15	21301510	Turning Point
P5311-1100-17	3257-3110-17	Polastorm
P5311-1100-17	5311-110-17	Solas
P5311-1113-13	142406	Michigan
P5311-1113-13	3157-3112-13	Polastorm
P5311-1113-13	5311-111-13	Solas
P5311-1113-13	353B641050	Tohatsu
P5311-1113-16	3257-3110-16	Polastorm
P5311-1113-16	5311-110-16	Solas
P5311-1113-16	21301310	Turning Point
P5311-1125-14	142410	Michigan
P5311-1125-14	3157-3113-14	Polastorm
P5311-1125-14	5311-111-14	Solas
P5311-1125-14	353B641060	Tohatsu
P5311-1125-14	21301410	Turning Point
P5311-1125-15	3257-3113-15	Polastorm
P5311-1125-15	5311-114-15	Solas
P5311-1125-15	21301210	Turning Point
P5311-1138-12	142409	Michigan
P5311-1138-12	3157-3114-12	Polastorm
P5311-1138-12	5311-114-12	Solas
P5311-1138-12	353B641040	Tohatsu
P5311-1138-12	21301510	Turning Point
P5311-1138-14	3257-3114-14	Polastorm
P5311-1138-14	5311-116-14	Solas
P5311-1138-14	21301110	Turning Point
P5311-1150-13	3257-3115-13	Polastorm
P5311-1150-13	5311-116-13	Solas
P5311-1150-13	21301310	Turning Point
P5311-1163-11	142405	Michigan
P5311-1163-11	3157-3117-11	Polastorm
P5311-1163-11	5311-116-11	Solas
P5311-1163-11	353B641030	Tohatsu
P5311-1163-11	21301410	Turning Point
P5311-1175-10	142408	Michigan
P5311-1175-10	3157-3118-10	Polastorm
P5311-1175-10	5311-118-10	Solas
P5311-1175-10	353B641020	Tohatsu
P5311-1225-09	142407	Michigan

EMP #	COMPETITOR PART #	COMPETITOR
P5311-1225-09	3057-3123-09	Polastorm
P5311-1225-09	5311-121-09	Solas
P5311-1225-09	353B641010	Tohatsu
P5331-1125-15	3859-3113-15	Polastorm
P5331-1125-15	5331-110-15	Solas
P5331-1125-15	353641070M	Tohatsu
P5331-1138-14	3859-3114-14	Polastorm
P5331-1138-14	5331-111-14	Solas
P5331-1138-14	31301312	Turning Point
P5331-1150-13	3859-3115-13	Polastorm
P5331-1150-13	5331-111-13	Solas
P5331-1150-13	31301412	Turning Point
P5331-1163-12	3859-3116-12	Polastorm
P5331-1163-12	5331-114-12	Solas
P5331-1163-12	31301212	Turning Point
P6411-1325-17	58130-ZW1-021AH	Honda
P6411-1325-17	4043-3130-17	Polastorm
P6411-1325-17	6411-133-17	Solas
P6411-1325-17	21431711	Turning Point
P6411-1375-15	58130-ZW1-015AH	Honda
P6411-1375-15	4043-3138-15	Polastorm
P6411-1375-15	6411-135-15	Solas
P6411-1400-09	58130-ZW1-009AH	Honda
P6411-1400-09	4043-3140-09	Polastorm
P6411-1400-09	6411-140-09	Solas
P6411-1400-09	21431311	Turning Point
P6411-1400-11	58130-ZW1-011AH	Honda
P6411-1400-11	4043-3140-11	Polastorm
P6411-1400-11	6411-140-11	Solas
P6411-1400-13	58130-ZW1-013AH	Honda
P6411-1400-13	4043-3140-13	Polastorm
P6411-1400-13	6411-138-13	Solas
P6411-1400-13	21431111	Turning Point
P8611-1400-23	161005	Michigan
P8611-1400-23	5097-3140-23	Polastorm
P8611-1400-23	8611-142-23	Solas
P8611-1425-21	161004	Michigan
P8611-1425-21	5097-3143-21	Polastorm
P8611-1425-21	8611-143-21	Solas
P8611-1450-19	161003	Michigan
P8611-1450-19	5097-3145-19	Polastorm
P8611-1450-19	8611-145-19	Solas
P8611-1500-17	161002	Michigan
P8611-1500-17	5097-3150-17	Polastorm
P8611-1500-17	8611-148-17	Solas
P8613-1400-21	5397-4140-21	Polastorm
P8613-1400-21	8613-140-21	Solas

EMP #	COMPETITOR PART #	COMPETITOR
P8613-1425-19	933515	Michigan
P8613-1425-19	5397-4143-19	Polastorm
P8613-1425-19	8613-143-19	Solas
P8613-1450-17	5397-4145-17	Polastorm
P8613-1450-17	8613-145-17	Solas
P9411-1300-19	765184	BRP
P9411-1300-19	581ZW1-W61ZA	Honda
P9411-1300-19	48-77346A45	Mercury
P9411-1300-19	992105	Michigan
P9411-1300-19	4087-3 130-19	Polastorm
P9411-1300-19	QA2038X	Quicksilver
P9411-1300-19	9411-132-19	Solas
P9411-1300-19	58100-94522-019	Suzuki
P9411-1300-19	9999RUBA319M	Tohatsu
P9411-1300-19	21431911	Turning Point
P9411-1300-19	6E5-45941-00	Yamaha
P9411-1325-17	765183	BRP
P9411-1325-17	48-77344A45	Mercury
P9411-1325-17	992104	Michigan
P9411-1325-17	4087-3 133-17	Polastorm
P9411-1325-17	QA2036X	Quicksilver
P9411-1325-17	9411-133-17	Solas
P9411-1325-17	58100-94512-019	Suzuki
P9411-1325-17	9999RUBA317M	Tohatsu
P9411-1325-17	21431711	Turning Point
P9411-1325-17	6E5-45945-01	Yamaha
P9411-1375-15	765182	BRP
P9411-1375-15	58130-ZW1-W21ZA	Honda
P9411-1375-15	48-77342A45	Mercury
P9411-1375-15	992103	Michigan
P9411-1375-15	4087-3138-15	Polastorm
P9411-1375-15	QA2034X	Quicksilver
P9411-1375-15	9411-135-15	Solas
P9411-1375-15	58100-94500-019	Suzuki
P9411-1375-15	9999RUBA315M	Tohatsu
P9411-1375-15	21431511	Turning Point
P9411-1375-15	6E5-45947-00	Yamaha
P9411-1400-09	48-854340A45	Mercury
P9411-1400-09	4087-3140-09	Polastorm
P9411-1400-09	9411-140-09	Solas
P9411-1400-13	765181	BRP
P9411-1400-13	58130-ZW1-013AH	Honda
P9411-1400-13	48-77340A45	Mercury
P9411-1400-13	48-8M0151358	Mercury
P9411-1400-13	4087-3140-13	Polastorm
P9411-1400-13	QA2032X	Quicksilver
P9411-1400-13	9411-138-13	Solas

CROSS REFERENCE BY EMP PART NUMBER

EMP #	COMPETITOR PART #	COMPETITOR
P9411-1400-13	9999RUBA313M	Tohatsu
P9411-1400-13	21431311	Turning Point
P9411-1400-13	6E5-45949-00	Yamaha
P9413-1250-19	48-8M8026600	Mercury
P9413-1250-19	941419	Michigan
P9413-1250-19	4087-4125-19	Polastorm
P9413-1250-19	9413-125-19	Solas
P9413-1250-19	21431930	Turning Point
P9413-1300-17	48-8M8026590	Mercury
P9413-1300-17	941417	Michigan
P9413-1300-17	4087-4130-17	Polastorm
P9413-1300-17	9413-128-17	Solas
P9413-1300-17	21431730	Turning Point
P9413-1338-15	48-8M8026580	Mercury
P9413-1338-15	941415	Michigan
P9413-1338-15	4087-4134-15	Polastorm
P9413-1338-15	9413-130-15	Solas
P9413-1338-15	21431530	Turning Point
P9413-1375-13	48-8M8026570	Mercury
P9413-1375-13	941413	Michigan
P9413-1375-13	4087-4138-13	Polastorm
P9413-1375-13	9413-133-13	Solas
P9413-1375-13	21431330	Turning Point
P9431-1300-19	763931	BRP
P9431-1300-19	763952	BRP
P9431-1300-19	48-16990A46	Mercury
P9431-1300-19	48-8M0151295	Mercury
P9431-1300-19	993145	Michigan
P9431-1300-19	4889-3130-19	Polastorm
P9431-1300-19	QS5120X	Quicksilver
P9431-1300-19	9431-130-19	Solas
P9431-1300-19	9105-00100-20P	Suzuki
P9431-1300-19	31431912	Turning Point
P9431-1325-17	763930	BRP
P9431-1325-17	763951	BRP
P9431-1325-17	48-16988A46	Mercury
P9431-1325-17	48-8M0151402	Mercury
P9431-1325-17	993144	Michigan
P9431-1325-17	4889-3133-17	Polastorm
P9431-1325-17	QS5118X	Quicksilver
P9431-1325-17	9431-133-17	Solas
P9431-1325-17	31431712	Turning Point
P9431-1325-17	688-45930-02-00	Yamaha
P9431-1350-15	763929	BRP
P9431-1350-15	763950	BRP
P9431-1350-15	51833-ZW1-A15P	Honda
P9431-1350-15	48-16986A46	Mercury

EMP #	COMPETITOR PART #	COMPETITOR
P9431-1350-15	48-8M0151401	Mercury
P9431-1350-15	993143	Michigan
P9431-1350-15	4889-3135-15	Polastorm
P9431-1350-15	QS5116X	Quicksilver
P9431-1350-15	9431-135-15	Solas
P9431-1350-15	99105-00100	Suzuki
P9431-1350-15	31431512	Turning Point
P9431-1350-15	688-45978-60-00	Yamaha
P9431-1375-13	48-17314A46	Mercury
P9431-1375-13	992112	Michigan
P9431-1375-13	4889-3138-13	Polastorm
P9431-1375-13	9431-138-13	Solas
P9432-1350-15	993153	Michigan
P9432-1350-15	4886-3135-15	Polastorm
P9432-1350-15	9432-135-15	Solas
P9432-1400-17	993154	Michigan
P9432-1400-17	4886-3133-17	Polastorm
P9432-1400-17	9432-133-17	Solas
P9432-1400-19	993155	Michigan
P9432-1400-19	4286-3140-19	Polastorm
P9432-1400-19	9432-130-19	Solas
P9453-1300-17	4389-4130-17	Polastorm
P9453-1300-17	9453-130-17	Solas
P9453-1300-17	31431730	Turning Point
P9453-1300-19	4389-4130-19	Polastorm
P9453-1300-19	9453-130-19	Solas
P9453-1300-19	31431930	Turning Point
P9453-1300-21	4389-4130-21	Polastorm
P9453-1300-21	9453-130-21	Solas
P9453-1300-21	31432130	Turning Point
P9453-1325-15	4389-4133-15	Polastorm
P9453-1325-15	9453-133-15	Solas
P9453-1325-15	31431530	Turning Point
P9453-1350-13	4389-4135-13	Polastorm
P9453-1350-13	9453-135-13	Solas
P9454-1300-21	4386-4130-21	Polastorm
P9454-1300-21	9454-130-21	Solas
P9454-1300-21	31432140	Turning Point
P9511-1400-23	48-832834A45	Mercury
P9511-1400-23	992006	Michigan
P9511-1400-23	5087-3140-23	Polastorm
P9511-1400-23	9511-142-23	Solas
P9511-1400-23	21502311	Turning Point
P9511-1425-21	765189	BRP
P9511-1425-21	48-832832A45	Mercury
P9511-1425-21	992005	Michigan
P9511-1425-21	5087-3143-21	Polastorm

EMP #	COMPETITOR PART #	COMPETITOR
P9511-1425-21	QA1918X	Quicksilver
P9511-1425-21	9511-143-21	Solas
P9511-1425-21	21502111	Turning Point
P9511-1425-21	381469	Volvo
P9511-1425-21	6C5-46943-01	Yamaha
P9511-1450-19	765188	BRP
P9511-1450-19	48-832830A45	Mercury
P9511-1450-19	992004	Michigan
P9511-1450-19	5087-3145-19	Polastorm
P9511-1450-19	QA1916X	Quicksilver
P9511-1450-19	9511-145-19	Solas
P9511-1450-19	21501911	Turning Point
P9511-1450-19	3817468	Volvo
P9511-1450-19	6C5-46945-01	Yamaha
P9511-1500-17	765187	BRP
P9511-1500-17	48-832828A45	Mercury
P9511-1500-17	992003	Michigan
P9511-1500-17	5087-3150-17	Polastorm
P9511-1500-17	QA1912X	Quicksilver
P9511-1500-17	9511-148-17	Solas
P9511-1500-17	21501711	Turning Point
P9511-1500-17	3817467	Volvo
P9511-1500-17	6E5-45947-01	Yamaha
P9511-1525-15	765186	BRP
P9511-1525-15	48-78116A45	Mercury
P9511-1525-15	992002	Michigan
P9511-1525-15	5087-3153-15	Polastorm
P9511-1525-15	QA1912X	Quicksilver
P9511-1525-15	9511-150-15	Solas
P9511-1525-15	21501511	Turning Point
P9511-1525-15	3817466	Volvo
P9511-1525-15	6E5-45941-00	Yamaha
P9511-1525-19	5587-3153-19	Polastorm
P9511-1525-19	9511-153-19	Solas
P9511-1525-21	5587-3153-21	Polastorm
P9511-1525-21	9511-153-21	Solas
P9511-1525-21	21501930	Turning Point
P9511-1525-23	5587-3153-23	Polastorm
P9511-1525-23	9511-153-23	Solas
P9511-1525-23	21502131	Turning Point
P9511-1550-17	5587-3155-17	Polastorm
P9511-1550-17	9511-155-17	Solas
P9511-1600-11	48-78112A45	Mercury
P9511-1600-11	5087-3160-11	Polastorm
P9511-1600-11	9511-155-11	Solas
P9511-1600-13	48-78114A45	Mercury
P9511-1600-13	48-78114CP1	Mercury

CROSS REFERENCE BY EMP PART NUMBER



CROSS REFERENCE BY EMP PART NUMBER

EMP #	COMPETITOR PART #	COMPETITOR
P9511-1600-13	992001	Michigan
P9511-1600-13	5087-3160-13	Polastorm
P9511-1600-13	5587-3160-13	Polastorm
P9511-1600-13	9511-153-13	Solas
P9511-1600-13	9511-160-13	Solas
P9511-1600-13	21501730	Turning Point
P9512-1525-19	5588-3153-19	Polastorm
P9512-1525-19	9512-153-19	Solas
P9512-1525-21	5588-3153-21	Polastorm
P9512-1525-21	9512-153-21	Solas
P9512-1525-21	21502141	Turning Point
P9512-1550-17	5588-3155-17	Polastorm
P9512-1550-17	9512-155-17	Solas
P9512-1550-17	21501740	Turning Point
P9513-1400-19	48-834854A45	Mercury
P9513-1400-19	992204	Michigan
P9513-1400-19	5387-4140-19	Polastorm
P9513-1400-19	9513-143-19	Solas
P9513-1400-19	21502131	Turning Point
P9513-1400-21	48-834852A45	Mercury
P9513-1400-21	5387-4140-21	Polastorm
P9513-1400-21	9513-140-21	Solas
P9513-1400-21	21501930	Turning Point
P9513-1450-17	48-834850A45	Mercury
P9513-1450-17	992203	Michigan
P9513-1450-17	5387-4145-17	Polastorm
P9513-1450-17	9513-145-17	Solas
P9513-1450-17	21501730	Turning Point
P9513-1500-15	992202	Michigan
P9513-1500-15	5387-4150-15	Polastorm
P9513-1500-15	9513-148-15	Solas
P9513-1500-15	21501530	Turning Point
P9531-1400-19	48-16318A46	Mercury
P9531-1400-19	48-8M0151408	Mercury
P9531-1400-19	993044	Michigan
P9531-1400-19	5889-3140-19	Polastorm
P9531-1400-19	QS5056X	Quicksilver
P9531-1400-19	9531-140-21	Solas
P9531-1400-19	31501712	Turning Point
P9531-1400-19	6G5-45972-02-00	Yamaha
P9531-1425-17	58233-ZY3-A19H	Honda
P9531-1425-17	48-16316A46	Mercury
P9531-1425-17	48-8M0151407	Mercury
P9531-1425-17	993043	Michigan
P9531-1425-17	5889-3143-17	Polastorm
P9531-1425-17	QS5054X	Quicksilver
P9531-1425-17	9531-140-19	Solas

EMP #	COMPETITOR PART #	COMPETITOR
P9531-1425-17	31501912	Turning Point
P9531-1425-17	6G5-45974-03-00	Yamaha
P9531-1450-15	48-16314A46	Mercury
P9531-1450-15	48-8M0151405	Mercury
P9531-1450-15	993042	Michigan
P9531-1450-15	5889-3145-15	Polastorm
P9531-1450-15	QS5052X	Quicksilver
P9531-1450-15	9531-145-15	Solas
P9531-1450-15	31501712	Turning Point
P9531-1450-15	6G5-45978-03-00	Yamaha
P9531-1575-13	48-826072A46	Mercury
P9531-1575-13	5589-3158-13	Polastorm
P9531-1575-13	9531-156-13	Solas
P9532-1450-15	993052	Michigan
P9532-1450-15	5886-3145-15	Polastorm
P9532-1450-15	9532-145-15	Solas
P9532-1450-15	PTPTZ3R15P	Tohatsu
P9532-1450-15	31501522	Turning Point
P9532-1575-13	5586-3158-13	Polastorm
P9532-1575-13	9532-156-13	Solas
P9551-1450-21	48-16546A46	Mercury
P9551-1450-21	48-899002A46	Mercury
P9551-1450-21	933521	Michigan
P9551-1450-21	5789-3145-21	Polastorm
P9551-1450-21	9551-145-21	Solas
P9551-1450-21	31502112	Turning Point
P9551-1475-16	48-898992A46	Mercury
P9551-1475-16	5789-3148-16	Polastorm
P9551-1475-16	9551-148-16	Solas
P9551-1475-17	48-898994A46	Mercury
P9551-1475-17	933517	Michigan
P9551-1475-17	5789-3148-17	Polastorm
P9551-1475-17	9551-148-17	Solas
P9551-1475-17	31501712	Turning Point
P9551-1475-19	48-16544A46	Mercury
P9551-1475-19	48-898998A46	Mercury
P9551-1475-19	933519	Michigan
P9551-1475-19	5789-3148-19	Polastorm
P9551-1475-19	9551-148-19	Solas
P9551-1475-19	31501912	Turning Point
P9551-1500-14	48-898988A46	Mercury
P9551-1500-14	5789-3150-14	Polastorm
P9551-1500-14	9551-150-14	Solas
P9552-1450-21	48-16545A46	Mercury
P9552-1450-21	48-899003A46	Mercury
P9552-1450-21	937521	Michigan
P9552-1450-21	5786-3145-21	Polastorm

EMP #	COMPETITOR PART #	COMPETITOR
P9552-1450-21	9552-145-21	Solas
P9552-1475-17	48-898995A46	Mercury
P9552-1475-17	937517	Michigan
P9552-1475-17	5786-3148-17	Polastorm
P9552-1475-17	9552-148-17	Solas
P9552-1475-17	31501722	Turning Point
P9552-1475-19	48-898999A46	Mercury
P9552-1475-19	937519	Michigan
P9552-1475-19	5786-3148-19	Polastorm
P9552-1475-19	9552-148-19	Solas
P9553-1400-21	993205	Michigan
P9553-1400-23	48-825906A48	Mercury
P9553-1400-23	993206	Michigan
P9553-1400-23	5389-4140-23	Polastorm
P9553-1400-23	9553-140-23	Solas
P9553-1400-23	31502331	Turning Point
P9553-1400-25	5389-4140-25	Polastorm
P9553-1400-25	9553-140-25	Solas
P9553-1413-19	48-825900A48	Mercury
P9553-1413-19	993204	Michigan
P9553-1413-19	5389-4141-19	Polastorm
P9553-1413-19	9553-141-19	Solas
P9553-1413-19	31501931	Turning Point
P9553-1425-17	48-825898A48	Mercury
P9553-1425-17	993203	Michigan
P9553-1425-17	5389-4143-17	Polastorm
P9553-1425-17	9553-143-17	Solas
P9553-1425-17	31501731	Turning Point
P9553-1450-15	5389-4145-15	Polastorm
P9553-1450-15	9553-145-15	Solas
P9553-1450-15	31501532	Turning Point
P9554-1400-21	48-825903A48	Mercury
P9554-1400-21	993215	Michigan
P9554-1400-21	5386-4140-21	Polastorm
P9554-1400-21	9554-140-21	Solas
P9554-1400-21	31502141	Turning Point
P9554-1413-19	48-825901A48	Mercury
P9554-1413-19	993214	Michigan
P9554-1413-19	5386-4141-19	Polastorm
P9554-1413-19	9554-141-19	Solas
P9554-1413-19	31501941	Turning Point
P9554-1425-17	48-825899A48	Mercury
P9554-1425-17	5386-4143-17	Polastorm
P9554-1425-17	9554-143-17	Solas
P9554-1425-17	31501741	Turning Point
P9554-1450-15	5386-4145-15	Polastorm
P9554-1450-15	9554-145-15	Solas

CROSS REFERENCE BY EMP PART NUMBER

EMP #	COMPETITOR PART #	COMPETITOR
P9554-1450-15	31501542	Turning Point
P9571-1450-25	48-13706A46	Mercury
P9571-1450-25	5589-3145-25	Polastorm
P9571-1450-25	9571-145-25	Solas
P9571-1450-25	31512510	Turning Point
P9571-1475-23	48-13704A46	Mercury
P9571-1475-23	48-13704A46	Mercury
P9571-1475-23	993026	Michigan
P9571-1475-23	5589-3148-23	Polastorm
P9571-1475-23	9571-148-23	Solas
P9571-1475-23	31512310	Turning Point
P9571-1500-21	48-13702A46	Mercury
P9571-1500-21	993025	Michigan
P9571-1500-21	5589-3150-21	Polastorm
P9571-1500-21	QS5008X	Quicksilver
P9571-1500-21	9571-150-21	Solas
P9571-1500-21	990C0-00840-21P	Suzuki
P9571-1500-21	6R4-46972-A0-00	Yamaha
P9571-1525-19	48-13700A46	Mercury
P9571-1525-19	48-13700A46	Mercury
P9571-1525-19	48-8M0151308	Mercury
P9571-1525-19	993024	Michigan
P9571-1525-19	5589-3153-19	Polastorm
P9571-1525-19	QS5006X	Quicksilver
P9571-1525-19	9571-153-19	Solas
P9571-1525-19	990C0-00840-19P	Suzuki
P9571-1525-19	31501910	Turning Point
P9571-1525-19	6R4-45970-A0-00	Yamaha
P9571-1550-17	48-18278A46	Mercury
P9571-1550-17	48-18278A46	Mercury
P9571-1550-17	48-8M0151304	Mercury
P9571-1550-17	993023	Michigan
P9571-1550-17	5589-3155-17	Polastorm
P9571-1550-17	QS5004X	Quicksilver

EMP #	COMPETITOR PART #	COMPETITOR
P9571-1550-17	9571-155-17	Solas
P9571-1550-17	990C0-00830-17P	Suzuki
P9571-1550-17	31501710	Turning Point
P9571-1550-17	6R4-45978-A0-00	Yamaha
P9571-1563-23	993036	Michigan
P9571-1563-23	5289-3160-23	Polastorm
P9571-1563-23	9571-156-23	Solas
P9571-1575-15	48-19838A46	Mercury
P9571-1575-15	48-19838A46	Mercury
P9571-1575-15	48-8M0151302	Mercury
P9571-1575-15	993022	Michigan
P9571-1575-15	5589-3158-15	Polastorm
P9571-1575-15	QS5002X	Quicksilver
P9571-1575-15	9571-158-15	Solas
P9571-1575-15	31501510	Turning Point
P9571-1575-15	6R4-45976-A0-00	Yamaha
P9571-1575-21	5289-3158-21	Polastorm
P9571-1575-21	9571-158-21	Solas
P9571-1600-15	5289-3160-15	Polastorm
P9571-1600-15	9571-160-15	Solas
P9571-1600-17	5289-3160-17	Polastorm
P9571-1600-17	9571-160-17	Solas
P9571-1600-17	31511710	Turning Point
P9571-1600-19	5289-3160-19	Polastorm
P9571-1600-19	9571-160-19	Solas
P9571-1600-19	31511910	Turning Point
P9572-1500-21	48-13703A46	Mercury
P9572-1500-21	993035	Michigan
P9572-1500-21	5586-3150-21	Polastorm
P9572-1500-21	9572-150-21	Solas
P9572-1500-21	31512520	Turning Point
P9572-1525-19	48-13701A46	Mercury
P9572-1525-19	993034	Michigan
P9572-1525-19	9572-153-19	Polastorm

EMP #	COMPETITOR PART #	COMPETITOR
P9572-1525-19	9572-153-19	Solas
P9572-1525-19	31511920	Turning Point
P9572-1550-17	48-90159A46	Mercury
P9572-1550-17	993033	Michigan
P9572-1550-17	5586-3155-17	Polastorm
P9572-1550-17	9572-155-17	Solas
P9572-1550-17	31511720	Turning Point
P9572-1563-23	5286-3160-23	Polastorm
P9572-1563-23	9572-156-23	Solas
P9572-1575-15	48-19841A46	Mercury
P9572-1575-15	5586-3158-15	Polastorm
P9572-1575-15	9572-158-15	Solas
P9572-1575-15	31511520	Turning Point
P9572-1575-21	5286-3158-21	Polastorm
P9572-1575-21	9572-158-21	Solas
P9572-1600-17	5286-3160-17	Polastorm
P9572-1600-17	9572-160-17	Solas
P9572-1600-19	5286-3160-19	Polastorm
P9572-1600-19	9572-160-19	Solas
P9573-1525-18	5689-4153-18	Polastorm
P9573-1525-18	9573-153-18	Solas
P9573-1525-20	5689-4153-20	Polastorm
P9573-1525-20	9573-153-20	Solas
P9573-1525-22	5689-4153-22	Polastorm
P9573-1525-22	9573-153-22	Solas
P9574-1525-18	5686-4153-18	Polastorm
P9574-1525-18	9574-153-18	Solas
P9574-1525-20	5686-4153-20	Polastorm
P9574-1525-20	9574-153-20	Solas
P9574-1525-20	6CF-45B70-20-00	Yamaha
P9574-1525-22	5686-4153-22	Polastorm
P9574-1525-22	9574-153-22	Solas
P9574-1525-22	MAR-GYT4B-L8-22	Yamaha

CROSS REFERENCE BY COMPETITOR PART NUMBER



CROSS REFERENCE BY COMPETITOR PART NUMBER

COMPETITOR	COMPETITOR PART #	EMP #
BRP	341490	P3451-1400-15
BRP	389512	P2431-1300-21
BRP	763301	P2411-1400-11
BRP	763309	P3552-1475-19
BRP	763453	P2511-1600-13
BRP	763456	P2111-0925-07
BRP	763457	P2111-0925-08
BRP	763458	P2111-0925-09
BRP	763461	P2311-1250-13
BRP	763486	P2211-1025-15
BRP	763896	P2331-1250-13
BRP	763897	P2331-1225-15
BRP	763898	P2331-1200-17
BRP	763915	P3552-1475-17
BRP	763918	P2551-1475-19
BRP	763922	P2551-1450-21
BRP	763923	P3552-1450-21
BRP	763929	P2431-1350-15
BRP	763929	P3441-1350-15
BRP	763929	P9431-1350-15
BRP	763930	P1431-1325-17
BRP	763930	P9431-1325-17
BRP	763931	P1431-1300-19
BRP	763931	P9431-1300-19
BRP	763938	P1553-1425-17
BRP	763950	P2431-1350-15
BRP	763950	P9431-1350-15
BRP	763951	P1431-1325-17
BRP	763951	P2431-1325-17
BRP	763951	P9431-1325-17
BRP	763952	P1431-1300-19
BRP	763952	P2431-1300-19
BRP	763952	P9431-1300-19
BRP	0763957	P2431-1375-13
BRP	763962	P1551-1500-14
BRP	763962	P3551-1500-14
BRP	763965	P2453-1325-15
BRP	763966	P2453-1300-17
BRP	765049	P2211-1025-11
BRP	765050	P2211-1025-12
BRP	765178	P5221-1000-13
BRP	765181	P9411-1400-13
BRP	765182	P2411-1375-15
BRP	765182	P9411-1375-15
BRP	765183	P2411-1325-17
BRP	765183	P9411-1325-17
BRP	765184	P2411-1300-19

COMPETITOR	COMPETITOR PART #	EMP #
BRP	765184	P9411-1300-19
BRP	765186	P2511-1525-15
BRP	765186	P9511-1525-15
BRP	765187	P2511-1500-17
BRP	765187	P9511-1500-17
BRP	765188	P2511-1450-19
BRP	765188	P9511-1450-19
BRP	765189	P2511-1425-21
BRP	765189	P9511-1425-21
BRP	765192	EMP-102B
BRP	765193	EMP-203B
BRP	765194	EMP-105B
BRP	765195	EMP-106B
BRP	765196	EMP-107B
BRP	765197	EMP-109B
BRP	765199	EMP-110B
BRP	765200	EMP-126B
BRP	766540	P5011-078-08
BRP	766543	P5011-0788-07
BRP	777024	P3451-1400-17
BRP	777025	P3451-1400-19
BRP	777026	P3451-1400-21
BRP	777029	P3452-1400-17
BRP	777030	P3452-1400-19
BRP	777031	P3452-1400-21
BRP	777032	P3452-1400-23
BRP	778606	P3311-1175-10
BRP	778607	P4311-1150-11
BRP	778609	P4311-1163-12
BRP	778610	P4311-1138-14
BRP	778772	P2111-0925-10
BRP	778773	P2111-0925-11
BRP	778774	P2311-1225-15
BRP	778863	P2211-1025-13
BRP	5005384	P4111-0925-09A
BRP	5005385	P4111-0925-10A
BRP	5032106	P4211-1025-14
BRP	5032107	P4211-1025-10
BRP	5032108	P4211-1025-11
BRP	5032109	P4211-1025-12
BRP	5032110	P4211-1025-13
BRP	5032171	P4211-1025-09
BRP	5033203	P4111-0925-11A
BRP	5040538	P5011-0788-07
BRP	5040590	P5111-0925-09
BRP	5040591	P5111-0925-10
BRP	5040592	P5111-0925-11

COMPETITOR	COMPETITOR PART #	EMP #
Honda	51833-ZW1-A15P	P9431-1350-15
Honda	58130-ZW1-009AH	P6411-1400-09
Honda	58130-ZW1-011AH	P6411-1400-11
Honda	58130-ZW1-013AH	P6411-1400-13
Honda	58130-ZW1-015AH	P6411-1375-15
Honda	58130-ZW2-F01ZA	P5211-0988-12
Honda	58130-ZW2-F11ZA	P5211-0988-09
Honda	58130-ZW2-F21ZA	P5211-0988-10
Honda	58130-ZW2-F31ZA	P5211-0988-11
Honda	58130-ZW2-F41ZA	P5211-0988-13
Honda	58130-ZY3-013A	P1511-1600-13
Honda	58130-ZY3-015A	P1511-1525-15
Honda	58130-ZY3-017A	P1511-1500-17
Honda	58130-ZY3-019A	P1511-1450-19
Honda	58130-ZY3-021A	P1511-1425-21
Honda	58130-ZZ5-630ZA	P3311-1175-10
Honda	59130-ZV5-011AH	P3311-1163-11
Honda	59130-ZV5-012AH	P3311-1138-12
Honda	59130-ZV5-013AH	P3311-1113-13
Honda	59130-ZV5-014AH	P3311-1125-14
Honda	59130-ZV5-015AH	P3311-1100-15
Honda	58133-ZV7-011AH	P5221-1000-11
Honda	58133-ZV7-012AH	P5221-1000-12
Honda	58133-ZW1-A17AH	P1431-1325-17
Honda	58133-ZY3-A14HR	P1551-1500-14
Honda	58133-ZY3-A15AH	P1531-1450-15
Honda	58133-ZY3-A15S	P1571-1575-15
Honda	58133-ZY3-A16HR	P1551-1475-16
Honda	58133-ZY3-A17HR	P1551-1475-17
Honda	58134-ZW1-A13HR	P1453-1350-13
Honda	58134-ZW1-A15HR	P1453-1325-15
Honda	58134-ZW1-A19HR	P1453-1300-19
Honda	58134-ZW1-A21HR	P1453-1300-21
Honda	58134-ZY3-A19HR	P1553-1413-19
Honda	58134-ZY3-A23HR	P1553-1400-23
Honda	59133-ZV5-012AH	P3331-1163-12
Honda	59133-ZV5-015AH	P3331-1125-15
Honda	08M60-ZW7-A00	P1441-1350-19
Honda	08M60-ZW7-A10	P1441-1325-17
Honda	08M60-ZW7-A20	P1441-1350-15
Honda	08M60-ZW7-A30	P1431-1300-21
Honda	08M60-ZW7-A30	P1453-1300-21
Honda	08M64-ZW7-A13	P1453-1350-13
Honda	08M64-ZW7-A15	P1453-1325-15
Honda	08M64-ZW7-A17	P1453-1300-17
Honda	58110-ZV5-E30	P3331-1150-13
Honda	58110-ZV5-E40	P3331-1163-12

CROSS REFERENCE BY COMPETITOR PART NUMBER

COMPETITOR	COMPETITOR PART #	EMP #
Honda	58110-ZV5-E50	P3331-1225-09
Honda	58130-ZW1-013AH	P9411-1400-13
Honda	58130-ZW1-021AH	P6411-1325-17
Honda	58130-ZW1-W21ZA	P9411-1375-15
Honda	58133-ZV4-009AH	P3121-0925-09
Honda	58133-ZV4-010AH	P3121-0925-10
Honda	58133-ZV4-011AH	P3121-0925-11
Honda	58133-ZV7-013AH	P5221-1000-13
Honda	58133-ZW1-A13AH	P1431-1375-13
Honda	58133-ZW1-A15AH	P1431-1350-15
Honda	58133-ZW1-A19AH	P1431-1300-19
Honda	58133-ZY3-A17AH	P1531-1425-17
Honda	58133-ZY3-A17S	P1571-1550-17
Honda	58133-ZY3-A19AH	P1531-1400-19
Honda	58133-ZY3-A19HR	P1551-1475-19
Honda	58133-ZY3-A19S	P1571-1525-19
Honda	58133-ZY3-A21AH	P1531-1400-21
Honda	58133-ZY3-A21HR	P1551-1450-21
Honda	58133-ZY3-A21HR	P3551-1450-21
Honda	58133-ZY3-A21S	P1571-1500-21
Honda	58134-ZW1-A17HR	P1453-1300-17
Honda	58134-ZY3-A15HR	P1553-1450-15
Honda	58134-ZY3-A17HR	P1553-1425-17
Honda	58134-ZY3-A21HR	P1553-1400-21
Honda	58134-ZY3-A25HR	P1553-1400-25
Honda	581ZW1-W61ZA	P9411-1300-19
Honda	58233-ZY3-A13H	P1531-1575-13
Honda	58233-ZY3-A19H	P9531-1425-17
Honda	58233-ZY3-A23H	P3531-1425-23
Honda	58233-ZY3-A24H	P1551-1425-24
Honda	58233-ZY3-B19H	P3532-1400-19
Honda	59133-ZV5-013AH	P3331-1150-13
Honda	59133-ZV5-014AH	P3331-1138-14
Mercury	48-77338A45	P1411-1400-11
Mercury	48-8M0151405	P1531-1425-17
Mercury	48-13700A46	P9571-1525-19
Mercury	48-13703A46	P9572-1500-21
Mercury	48-13704A46	P9571-1475-23
Mercury	48-13706A46	P9571-1450-25
Mercury	48-18278A46	P9571-1550-17
Mercury	48-19838A46	P9571-1575-15
Mercury	48-13700A46	P1571-1525-19
Mercury	48-13700A46	P9571-1525-19
Mercury	48-13701A46	P9572-1525-19
Mercury	48-13702A46	P1571-1500-21
Mercury	48-13702A46	P9571-1500-21
Mercury	48-13704A46	P1571-1475-23

COMPETITOR	COMPETITOR PART #	EMP #
Mercury	48-13704A46	P9571-1475-23
Mercury	48-16314A46	P9531-1450-15
Mercury	48-16316A46	P9531-1425-17
Mercury	48-16318A46	P9531-1400-19
Mercury	48-16544A46	P9551-1475-19
Mercury	48-16545A46	P9552-1450-21
Mercury	48-16546A46	P9551-1450-21
Mercury	48-16986A46	P9431-1350-15
Mercury	48-16988A46	P9431-1325-17
Mercury	48-16990A46	P9431-1300-19
Mercury	48-17314A46	P9431-1375-13
Mercury	48-18278A46	P1571-1550-17
Mercury	48-18278A46	P9571-1550-17
Mercury	48-19638A40	P1211-1038-13
Mercury	48-19639A40	P1211-1038-12
Mercury	48-19640A40	P1211-1038-11
Mercury	48-19642A40	P1211-1000-15
Mercury	48-19644A5	P1231-1013-11
Mercury	48-19838A46	P1571-1575-15
Mercury	48-19838A46	P9571-1575-15
Mercury	48-19841A46	P9572-1575-15
Mercury	48-42740A45	P1311-1225-09
Mercury	48-73132A45	P1311-1225-09
Mercury	48-73134A45	P1311-1138-12
Mercury	48-73136A45	P1311-1113-13
Mercury	48-73138A45	P1311-1125-14
Mercury	48-73140A45	P1311-1100-15
Mercury	48-77340A45	P1411-1400-13
Mercury	48-77340A45	P9411-1400-13
Mercury	48-77342A45	P1411-1375-15
Mercury	48-77342A45	P9411-1375-15
Mercury	48-77344A45	P1411-1325-17
Mercury	48-77344A45	P9411-1325-17
Mercury	48-77346A45	P1411-1275-21
Mercury	48-77346A45	P9411-1300-19
Mercury	48-77348A45	P1411-1300-19
Mercury	48-78112A45	P9511-1600-11
Mercury	48-78114A45	P1511-1600-13
Mercury	48-78114A45	P9511-1600-13
Mercury	48-78114A45	P9511-1600-13
Mercury	48-78114CP1	P9511-1600-13
Mercury	48-78116A45	P1511-1525-15
Mercury	48-78116A45	P9511-1525-15
Mercury	48-812949A02	P5011-0788-07
Mercury	48-812950A02	P5011-078-08
Mercury	48-812954A10	P5013-1000-05
Mercury	48-816702A45	P1311-1138-12
Mercury	48-825898A48	P1553-1425-17

COMPETITOR	COMPETITOR PART #	EMP #
Mercury	48-825898A48	P9553-1425-17
Mercury	48-825899A48	P9554-1425-17
Mercury	48-825900A48	P9553-1413-19
Mercury	48-825900A48	P1553-1413-17
Mercury	48-825901A48	P9554-1413-19
Mercury	48-825902A48	P1553-1400-21
Mercury	48-825903A48	P9554-1400-21
Mercury	48-825906A48	P9553-1400-23
Mercury	48-825906A48	P1553-1400-23
Mercury	48-826072A46	P9531-1575-13
Mercury	48-827312A45	P1311-1225-09
Mercury	48-828154A12	P1111-0925-08
Mercury	48-828156A12	P1111-0925-09
Mercury	48-828158A12	P1111-0925-10
Mercury	48-832828A45	P1511-1500-17
Mercury	48-832828A45	P9511-1500-17
Mercury	48-832830A45	P1511-1450-19
Mercury	48-832830A45	P9511-1450-19
Mercury	48-832832A45	P1511-1425-21
Mercury	48-832832A45	P9511-1425-21
Mercury	48-832834A45	P1511-1400-23
Mercury	48-832834A45	P9511-1400-23
Mercury	48-834850A45	P1513-1450-17
Mercury	48-834850A45	P9513-1450-17
Mercury	48-834852A45	P1513-1425-19
Mercury	48-834852A45	P9513-1400-21
Mercury	48-834854A45	P1513-1400-21
Mercury	48-834854A45	P9513-1400-19
Mercury	48-854340A45	P9411-1400-09
Mercury	48-855856A46	P1331-1150-13
Mercury	48-855858A46	P1331-1138-14
Mercury	48-855860A46	P1331-1150-11
Mercury	48-855862A46	P1331-1125-15
Mercury	48-85632A45	P1311-1163-11
Mercury	48-87818A45	P1311-1225-09
Mercury	48-896890A10	P5211-0988-09
Mercury	48-896892A40	P5211-0988-10
Mercury	48-896896A40	P5211-0988-11
Mercury	48-896900A40	P5211-0988-12
Mercury	48-897610A10	P5011-0850-08
Mercury	48-897614A10	P5011-0850-08
Mercury	48-897614A10	P5011-0888-07
Mercury	48-897618A10	P5011-0888-09
Mercury	48-897748A11	P5111-0925-08
Mercury	48-897748A11	P5111-0925-08
Mercury	48-897750A11	P5111-0925-09
Mercury	48-897752A11	P5111-0925-10

CROSS REFERENCE BY COMPETITOR PART NUMBER



CROSS REFERENCE BY COMPETITOR PART NUMBER

COMPETITOR	COMPETITOR PART #	EMP #
Mercury	48-897754A11	P5111-0925-11
Mercury	48-897754A11	P5111-0925-12
Mercury	48-898988A46	P9551-1500-14
Mercury	48-898992A46	P9551-1475-16
Mercury	48-898994A46	P9551-1475-17
Mercury	48-898995A46	P9552-1475-17
Mercury	48-898998A46	P9551-1475-19
Mercury	48-898999A46	P9552-1475-19
Mercury	48-899002A46	P9551-1450-21
Mercury	48-899003A46	P9552-1450-21
Mercury	48-899820A05	P5221-1000-11
Mercury	48-8M0081145	P5011-0788-09
Mercury	48-8M0151295	P1431-1300-19
Mercury	48-8M0151295	P9431-1300-19
Mercury	48-8M0151297	P1431-1300-21
Mercury	48-8M0151300	P1531-1575-13
Mercury	48-8M0151302	P9571-1575-15
Mercury	48-8M0151304	P9571-1550-17
Mercury	48-8M0151308	P9571-1525-19
Mercury	48-8M0151358	P9411-1400-13
Mercury	48-8M0151381	P1551-1475-22
Mercury	48-8M0151382	P1551-1475-16
Mercury	48-8M0151384	P1551-1450-21
Mercury	48-8M0151386	P1551-1425-24
Mercury	48-8M0151399	P1431-1375-13
Mercury	48-8M0151401	P1431-1350-15
Mercury	48-8M0151401	P9431-1350-15
Mercury	48-8M0151402	P1431-1325-17
Mercury	48-8M0151402	P9431-1325-17
Mercury	48-8M0151403	P1531-1450-15
Mercury	48-8M0151405	P9531-1450-15
Mercury	48-8M0151407	P1531-1400-19
Mercury	48-8M0151407	P9531-1425-17
Mercury	48-8M0151408	P1531-1400-21
Mercury	48-8M0151408	P9531-1400-19
Mercury	48-8M8026570	P9413-1375-13
Mercury	48-8M8026580	P9413-1338-15
Mercury	48-8M8026590	P9413-1300-17
Mercury	48-8M8026600	P9413-1250-19
Mercury	48-8M8026620	P1313-1163-11
Mercury	48-8M8026625	P1313-1063-12
Mercury	48-8M8026630	P1313-1038-13
Mercury	48-8M8026635	P1313-1018-14
Mercury	48-8M8026655	P5213-1020-11
Mercury	48-90159A46	P9572-1550-17
Mercury	48-97868A46	P1331-1225-09
Mercury	81649M	P3211-0988-10

COMPETITOR	COMPETITOR PART #	EMP #
Mercury	82826M	P3211-0988-12
Mercury	84976M	P3211-0988-11
Mercury	835257A1	EMP-102B
Mercury	835257K1	EMP-102B
Mercury	835257Q1	EMP-102B
Mercury	835257Q10	EMP-102B
Mercury	835257Q9	EMP-102B
Mercury	835265A1	EMP-100B
Mercury	835265Q02	EMP-100B
Mercury	835266A1	EMP-106B
Mercury	835266Q1	EMP-106B
Mercury	835267A1	EMP-101B
Mercury	835267Q1	EMP-101B
Mercury	835270A1	EMP-105B
Mercury	835270Q1	EMP-105B
Mercury	835271A1	EMP-203B
Mercury	835271Q2	EMP-203B
Mercury	835272A1	EMP-208B
Mercury	835272Q1	EMP-208B
Mercury	835274Q1	EMP-124B
Mercury	835277A1	EMP-102B
Mercury	835277Q1	EMP-102B
Mercury	835278A1	EMP-107B
Mercury	835278Q1	EMP-107B
Mercury	835279A1	EMP-107B
Mercury	835279Q2	EMP-107B
Mercury	835281A1	EMP-104B
Mercury	835281Q1	EMP-104B
Mercury	835282A1	EMP-110B
Mercury	835282Q1	EMP-110B
Mercury	835283Q03	EMP-127B
Mercury	835283Q1	EMP-125B
Mercury	835283Q2	EMP-126B
Mercury	835284A1	EMP-109B
Mercury	835284Q1	EMP-109B
Mercury	8M0079473	EMP-203B
Mercury	8M0101601	EMP-123B
Michigan	011001	P2411-1400-13
Michigan	011002	P2411-1375-15
Michigan	011003	P2411-1325-17
Michigan	011004	P2411-1300-19
Michigan	011006	P2511-1525-15
Michigan	011007	P2511-1500-17
Michigan	011008	P2511-1450-19
Michigan	011009	P2511-1425-21
Michigan	011016	P2511-1600-13
Michigan	011027	P2311-1225-15

COMPETITOR	COMPETITOR PART #	EMP #
Michigan	011105	P2411-1338-21
Michigan	012013	P2111-0925-11
Michigan	012016	P2111-0925-11
Michigan	012037	P2311-1250-13
Michigan	012047	P2411-1400-11
Michigan	012054	P2211-1125-09
Michigan	012055	P2211-1025-11
Michigan	012056	P2211-1025-13
Michigan	012057	P2211-1025-15
Michigan	012111	P2111-0925-10
Michigan	012112	P2111-0925-07
Michigan	012213	P2211-1025-13
Michigan	022001	P3211-0988-09
Michigan	022002	P3211-0988-10
Michigan	022003	P3211-0988-12
Michigan	022004	P3211-0988-11
Michigan	022005	P3211-0988-13
Michigan	031015	P1311-1225-09
Michigan	031016	P1311-1163-11
Michigan	031017	P1311-1138-12
Michigan	031019	P1311-1100-15
Michigan	031023	P1511-1525-15
Michigan	031024	P1511-1500-17
Michigan	031025	P1511-1450-19
Michigan	031026	P1511-1425-21
Michigan	031041	P1411-1375-15
Michigan	031042	P1411-1325-17
Michigan	031043	P1411-1300-19
Michigan	31044	P1411-1275-21
Michigan	031047	P1211-1000-14
Michigan	031048	P1211-1038-13
Michigan	031049	P1211-1038-11
Michigan	031055	P1411-1400-13
Michigan	031056	P1311-1163-11
Michigan	031057	P1311-1113-13
Michigan	031058	P1311-1125-14
Michigan	031064	P1511-1500-17
Michigan	031065	P1511-1450-19
Michigan	031066	P1511-1425-21
Michigan	031202	P1411-1400-13
Michigan	031254	P1411-1400-11
Michigan	031513	P1511-1600-13
Michigan	032040	P3311-1100-15
Michigan	032041	P3311-1125-14
Michigan	032042	P3311-1113-13
Michigan	032043	P3311-1138-12
Michigan	032044	P3311-1163-11

CROSS REFERENCE BY COMPETITOR PART NUMBER

COMPETITOR	COMPETITOR PART #	EMP #
Michigan	032045	P3311-1175-10
Michigan	032045	P3311-1225-09
Michigan	032045	P4311-1150-10
Michigan	032046	P1311-1225-09
Michigan	032050	P1111-0925-10
Michigan	032052	P1111-0925-09
Michigan	032054	P1111-0925-08
Michigan	032055	P5011-0788-08
Michigan	032142	P1311-1175-10
Michigan	032143	P1311-1225-09
Michigan	061024	P3411-1400-17
Michigan	061028	P3411-1400-19
Michigan	061101	P4411-1375-15
Michigan	061102	P4411-1325-17
Michigan	061103	P4411-1300-19
Michigan	061105	P4411-1400-13
Michigan	061107	P4411-1400-11
Michigan	062103	P4111-0925-09A
Michigan	062104	P4111-0925-10A
Michigan	062105	P4111-0925-11A
Michigan	062204	P4211-1025-10
Michigan	062205	P4211-1025-11
Michigan	062206	P4211-1025-12
Michigan	062207	P4211-1025-13
Michigan	062208	P4211-1025-09
Michigan	062210	P4211-1025-15
Michigan	062211	P4311-1150-11
Michigan	062212	P4311-1163-12
Michigan	062213	P4311-1150-13
Michigan	062214	P4311-1138-14
Michigan	062215	P4311-1125-15
Michigan	062216	P4311-1138-16
Michigan	101025	P3511-1550-15
Michigan	101027	P3511-1500-17
Michigan	101028	P3511-1450-19
Michigan	101029	P3511-1425-21
Michigan	101031	P3411-1363-13
Michigan	101032	P3411-1350-15
Michigan	101033	P3411-1325-17
Michigan	101034	P3411-1300-19
Michigan	101035	P3411-1300-21
Michigan	101036	P3411-1400-11
Michigan	101135	P3411-1300-21
Michigan	102002	P3011-0850-08
Michigan	102003	P3111-0925-08
Michigan	102004	P2111-0925-09
Michigan	102004	P3111-0925-09

COMPETITOR	COMPETITOR PART #	EMP #
Michigan	102005	P3111-0925-10
Michigan	102107	P3111-0925-12
Michigan	111103	P5211-0988-09
Michigan	111105	P5211-0988-11
Michigan	111106	P5211-0988-12
Michigan	111107	P5211-0988-10
Michigan	111108	P5211-0988-13
Michigan	141217	P3411-1325-17
Michigan	141219	P3411-1300-19
Michigan	141221	P3411-1300-21
Michigan	141304	P5211-0988-09
Michigan	141305	P5211-0988-11
Michigan	141306	P5211-0988-13
Michigan	141307	P5211-0988-10
Michigan	141308	P5211-0988-12
Michigan	142102	P5011-0788-07
Michigan	142103	P5011-0850-08
Michigan	142203	P5111-0925-08
Michigan	142204	P5111-0925-09
Michigan	142205	P5111-0925-10
Michigan	142206	P5111-0925-11
Michigan	142207	P5111-0925-12
Michigan	142213	P3411-1363-13
Michigan	142215	P3411-1350-15
Michigan	142217	P3411-1325-17
Michigan	142219	P3411-1300-19
Michigan	142221	P3411-1300-21
Michigan	142309	P5211-0988-14
Michigan	142405	P5311-1163-11
Michigan	142406	P5311-1113-13
Michigan	142407	P5311-1225-09
Michigan	142408	P5311-1175-10
Michigan	142409	P5311-1138-12
Michigan	142410	P5311-1125-14
Michigan	161002	P8611-1500-17
Michigan	161003	P8611-1450-19
Michigan	161004	P8611-1425-21
Michigan	161005	P8611-1400-23
Michigan	305129	P1231-1013-13
Michigan	335130	P1431-1350-15
Michigan	335131	P1431-1325-17
Michigan	335132	P1431-1300-19
Michigan	335133	P1431-1300-21
Michigan	933013	P1231-1013-13
Michigan	933013	P3231-1013-13
Michigan	933013	P4231-1013-13
Michigan	933015	P3231-1000-15

COMPETITOR	COMPETITOR PART #	EMP #
Michigan	933015	P4231-1013-15
Michigan	933215	P3331-1125-15
Michigan	933315	P3431-1350-15
Michigan	933317	P3431-1325-17
Michigan	933415	P3441-1350-15
Michigan	933417	P3441-1325-17
Michigan	933419	P3441-1350-19
Michigan	933421	P3431-1300-21
Michigan	933515	P1551-1475-16
Michigan	933515	P3551-1475-16
Michigan	933515	P8613-1425-19
Michigan	933517	P1551-1475-17
Michigan	933517	P3551-1475-17
Michigan	933517	P9551-1475-17
Michigan	933519	P1551-1475-19
Michigan	933519	P2551-1475-19
Michigan	933519	P3551-1475-19
Michigan	933519	P9551-1475-19
Michigan	933521	P2551-1450-21
Michigan	933521	P3551-1450-21
Michigan	933521	P9551-1450-21
Michigan	933523	P1551-1475-22
Michigan	937517	P3552-1475-17
Michigan	937517	P9552-1475-17
Michigan	937519	P3552-1475-19
Michigan	937519	P9552-1475-19
Michigan	937521	P3552-1450-21
Michigan	937521	P9552-1450-21
Michigan	941413	P1413-1375-13
Michigan	941413	P2413-1375-13
Michigan	941413	P3413-1375-13
Michigan	941413	P9413-1375-13
Michigan	941415	P1413-1338-15
Michigan	941415	P2413-1338-15
Michigan	941415	P3413-1300-15
Michigan	941415	P9413-1338-15
Michigan	941417	P1413-1300-17
Michigan	941417	P2413-1300-17
Michigan	941417	P3413-1300-17
Michigan	941417	P9413-1300-17
Michigan	941419	P1413-1250-19
Michigan	941419	P2413-1250-19
Michigan	941419	P3413-1250-19
Michigan	941419	P9413-1250-19
Michigan	953521	P1551-1450-21
Michigan	953522	P1551-1475-22
Michigan	953524	P1551-1425-24

CROSS REFERENCE BY COMPETITOR PART NUMBER



CROSS REFERENCE BY COMPETITOR PART NUMBER

COMPETITOR	COMPETITOR PART #	EMP #
Michigan	963523	P1553-1400-23
Michigan	963525	P1553-1400-25
Michigan	992001	P9511-1600-13
Michigan	992002	P9511-1525-15
Michigan	992003	P9511-1500-17
Michigan	992004	P9511-1450-19
Michigan	992005	P9511-1425-21
Michigan	992006	P9511-1400-23
Michigan	992103	P9411-1375-15
Michigan	992104	P9411-1325-17
Michigan	992105	P9411-1300-19
Michigan	992112	P9431-1375-13
Michigan	992202	P9513-1500-15
Michigan	992203	P9513-1450-17
Michigan	992204	P9513-1400-19
Michigan	993022	P9571-1575-15
Michigan	993023	P9571-1550-17
Michigan	993024	P9571-1525-19
Michigan	993025	P9571-1500-21
Michigan	993026	P9571-1475-23
Michigan	993033	P9572-1550-17
Michigan	993034	P9572-1525-19
Michigan	993035	P9572-1500-21
Michigan	993036	P9571-1563-23
Michigan	993042	P9531-1450-15
Michigan	993043	P9531-1425-17
Michigan	993044	P9531-1400-19
Michigan	993052	P9532-1450-15
Michigan	993143	P9431-1350-15
Michigan	993144	P9431-1325-17
Michigan	993145	P9431-1300-19
Michigan	993153	P9432-1350-15
Michigan	993154	P9432-1400-17
Michigan	993155	P9432-1400-19
Michigan	993203	P9553-1425-17
Michigan	993204	P9553-1413-19
Michigan	993205	P9553-1400-21
Michigan	993206	P9553-1400-23
Michigan	993214	P9554-1413-19
Michigan	993215	P9554-1400-21
Michigan	XHS 223	EMP-123B
Michigan	XHS II 200	EMP-100B
Michigan	XHS II 201	EMP-101B
Michigan	XHS II 202	EMP-102B
Michigan	XHS II 203	EMP-203B
Michigan	XHS II 204	EMP-104B
Michigan	XHS II 205	EMP-105B

COMPETITOR	COMPETITOR PART #	EMP #
Michigan	XHS II 206	EMP-106B
Michigan	XHS II 207	EMP-107B
Michigan	XHS II 208	EMP-208B
Michigan	XHS II 209	EMP-109B
Michigan	XHS II 210	EMP-110B
Michigan	XHS II 225	EMP-125B
Michigan	XHS II 226	EMP-126B
Michigan	XHS II 227	EMP-150B
Michigan	XHS II 228	EMP-151B
Polastorm	3237-3115-13	P4311-1150-13
Polastorm	1121-3093-08	P3111-0925-08
Polastorm	1121-3093-09	P3111-0925-09
Polastorm	1121-3093-10	P3111-0925-10
Polastorm	1121-3093-11	P3111-0925-11
Polastorm	1121-3093-12	P3111-0925-12
Polastorm	1217-3093-08	P1111-0925-08
Polastorm	1217-3093-09	P1111-0925-09
Polastorm	1217-3093-10	P1111-0925-10
Polastorm	1217-3093-11	P1111-0925-11
Polastorm	1219-3093-09	P1121-0925-09
Polastorm	1219-3093-10	P1121-0925-10
Polastorm	1229-3093-09	P3121-0925-09
Polastorm	1229-3093-10	P3121-0925-10
Polastorm	1229-3093-11	P3121-0925-11
Polastorm	1229-3093-12	P3121-0925-12
Polastorm	1237-3093-07	P4111-0925-07A
Polastorm	1237-3093-08	P4111-0925-08A
Polastorm	1237-3093-09	P4111-0925-09A
Polastorm	1237-3093-10	P4111-0925-10A
Polastorm	1237-3093-11	P4111-0925-11A
Polastorm	1237-3093-12	P4111-0925-12A
Polastorm	1239-3093-09	P4121-0925-09A
Polastorm	1239-3093-10	P4121-0925-10A
Polastorm	1239-3093-11	P4121-0925-11A
Polastorm	1239-3093-12	P4121-0925-12A
Polastorm	1257-3093-08	P5111-0925-08
Polastorm	1257-3093-09	P5111-0925-09
Polastorm	1257-3093-10	P5111-0925-10
Polastorm	1257-3093-11	P5111-0925-11
Polastorm	1257-3093-12	P5111-0925-12
Polastorm	1259-3093-09	P5121-0925-09
Polastorm	1259-3093-10	P5121-0925-10
Polastorm	1259-3093-11	P5121-0925-11
Polastorm	1259-3093-12	P5121-0925-12
Polastorm	1267-3093-07	P2111-0925-07
Polastorm	1267-3093-08	P2111-0925-08
Polastorm	1267-3093-09	P2111-0925-09

COMPETITOR	COMPETITOR PART #	EMP #
Polastorm	1267-3093-10	P2111-0925-10
Polastorm	1267-3093-11	P2111-0925-11
Polastorm	1267-3093-12	P2111-0925-12
Polastorm	1817-4010-05	P5013-1000-05
Polastorm	1817-4010-07	P5013-1000-07
Polastorm	1837-4010-05	P4113-100-05A
Polastorm	1837-4010-07	P4113-100-07A
Polastorm	2017-3013-14	P1211-1000-14
Polastorm	2017-3013-15	P1211-1000-15
Polastorm	2017-3103-11	P1211-1038-11
Polastorm	2017-3103-12	P1211-1038-12
Polastorm	2017-3103-13	P1211-1038-13
Polastorm	2037-4102-11	P4213-1025-11
Polastorm	2057-4101-13	P5213-1013-13
Polastorm	2057-4101-15	P5213-1013-15
Polastorm	2057-4102-11	P5213-1020-11
Polastorm	2057-4102-12	P5213-1020-12
Polastorm	2121-3099-09	P3211-0988-09
Polastorm	2121-3099-10	P3211-0988-10
Polastorm	2121-3099-11	P3211-0988-11
Polastorm	2121-3099-12	P3211-0988-12
Polastorm	2121-3099-13	P3211-0988-13
Polastorm	2219-3101-11	P1231-1013-11
Polastorm	2219-3101-13	P1231-1013-13
Polastorm	2229-3101-11	P3231-1050-11
Polastorm	2229-3101-12	P3231-1025-12
Polastorm	2229-3101-13	P3231-1013-13
Polastorm	2229-3101-14	P3231-1000-14
Polastorm	2229-3101-15	P3231-1000-15
Polastorm	2237-3103-09	P4211-1025-09
Polastorm	2237-3103-10	P4211-1025-10
Polastorm	2237-3103-11	P4211-1025-11
Polastorm	2237-3103-12	P4211-1025-12
Polastorm	2237-3103-13	P4211-1025-13
Polastorm	2237-3103-14	P4211-1025-14
Polastorm	2237-3103-15	P4211-1025-15
Polastorm	2239-3101-11	P4231-1013-11
Polastorm	2239-3101-12	P4231-1013-12
Polastorm	2239-3101-13	P4231-1013-13
Polastorm	2239-3101-14	P4231-1013-14
Polastorm	2239-3101-15	P4231-1013-15
Polastorm	2259-3100-11	P5221-1000-11
Polastorm	2259-3100-12	P5221-1000-12
Polastorm	2259-3100-13	P5221-1000-13
Polastorm	2259-3100-14	P5221-1000-14
Polastorm	2267-3103-09	P2211-1125-09
Polastorm	2267-3103-10	P2211-1025-10

CROSS REFERENCE BY COMPETITOR PART NUMBER

COMPETITOR	COMPETITOR PART #	EMP #
Polastorm	2267-3103-11	P2211-1025-11
Polastorm	2267-3103-12	P2211-1025-12
Polastorm	2267-3103-13	P2211-1025-13
Polastorm	2267-3103-14	P2211-1025-14
Polastorm	2267-3103-15	P2211-1025-15
Polastorm	2857-3099-09	P5211-0988-09
Polastorm	2857-3099-10	P5211-0988-10
Polastorm	2857-3099-11	P5211-0988-11
Polastorm	2857-3099-12	P5211-0988-12
Polastorm	2857-3099-13	P5211-0988-13
Polastorm	2857-3099-14	P5211-0988-14
Polastorm	3017-3123-09	P1311-1225-09
Polastorm	3017-4101-14	P1313-1018-14
Polastorm	3017-4103-13	P1313-1038-13
Polastorm	3017-4106-11	P1313-1163-11
Polastorm	3017-4106-12	P1313-1063-12
Polastorm	3021-3123-09	P3311-1225-09
Polastorm	3021-4101-14	P3313-1013-14
Polastorm	3021-4103-13	P3313-1038-13
Polastorm	3021-4106-11	P3313-1063-11
Polastorm	3021-4106-12	P3313-1063-12
Polastorm	3037-4101-14	P4313-1013-14
Polastorm	3037-4103-13	P4313-1025-13
Polastorm	3057-3123-09	P5311-1225-09
Polastorm	3117-3110-15	P1311-1100-15
Polastorm	3117-3112-13	P1311-1113-13
Polastorm	3117-3113-14	P1311-1125-14
Polastorm	3117-3114-12	P1311-1138-12
Polastorm	3117-3117-11	P1311-1163-11
Polastorm	3117-3118-10	P1311-1225-09
Polastorm	3121-3110-15	P3311-1100-15
Polastorm	3121-3112-13	P3311-1113-13
Polastorm	3121-3113-14	P3311-1125-14
Polastorm	3121-3114-12	P3311-1138-12
Polastorm	3121-3117-11	P3311-1163-11
Polastorm	3121-3118-10	P3311-1175-10
Polastorm	3157-3110-15	P5311-1100-15
Polastorm	3157-3112-13	P5311-1113-13
Polastorm	3157-3113-14	P5311-1125-14
Polastorm	3157-3114-12	P5311-1138-12
Polastorm	3157-3117-11	P5311-1163-11
Polastorm	3157-3118-10	P5311-1175-10
Polastorm	3221-3110-17	P3311-1100-17
Polastorm	3221-3112-16	P3311-1113-16
Polastorm	3237-3112-16	P4311-1138-16
Polastorm	3237-3113-15	P4311-1125-15
Polastorm	3237-3114-14	P4311-1138-14

COMPETITOR	COMPETITOR PART #	EMP #
Polastorm	3237-3115-10	P4311-1150-10
Polastorm	3237-3115-11	P4311-1150-11
Polastorm	3237-3116-12	P4311-1163-12
Polastorm	3257-3110-16	P5311-1113-16
Polastorm	3257-3110-17	P5311-1100-17
Polastorm	3257-3113-15	P5311-1125-15
Polastorm	3257-3114-14	P5311-1138-14
Polastorm	3257-3115-13	P5311-1150-13
Polastorm	3819-3113-15	P1331-1125-15
Polastorm	3819-3114-14	P1331-1138-14
Polastorm	3819-3115-11	P1331-1150-11
Polastorm	3819-3115-13	P1331-1150-13
Polastorm	3819-3116-12	P1331-1163-12
Polastorm	3819-3123-09	P1331-1225-09
Polastorm	3829-3113-15	P3331-1125-15
Polastorm	3829-3114-14	P3331-1138-14
Polastorm	3829-3115-11	P3331-1150-11
Polastorm	3829-3115-13	P3331-1150-13
Polastorm	3829-3116-12	P3331-1163-12
Polastorm	3829-3123-09	P3331-1225-09
Polastorm	3859-3113-15	P5331-1125-15
Polastorm	3859-3114-14	P5331-1138-14
Polastorm	3859-3115-13	P5331-1150-13
Polastorm	3859-3116-12	P5331-1163-12
Polastorm	3867-3123-15	P2311-1225-15
Polastorm	3867-3125-13	P2311-1250-13
Polastorm	3869-3120-17	P2331-1200-17
Polastorm	3869-3123-15	P2331-1225-15
Polastorm	3869-3125-13	P2331-1250-13
Polastorm	4017-3128-21	P1411-1275-21
Polastorm	4017-3130-19	P1411-1300-19
Polastorm	4017-3133-17	P1411-1325-17
Polastorm	4017-3138-15	P1411-1375-15
Polastorm	4017-3140-09	P1411-1400-09
Polastorm	4017-3140-11	P1411-1400-11
Polastorm	4017-3140-13	P1411-1400-13
Polastorm	4017-4125-19	P1413-1250-19
Polastorm	4017-4130-17	P1413-1300-17
Polastorm	4017-4130-17	P2413-1300-17
Polastorm	4017-4134-15	P1413-1338-15
Polastorm	4017-4138-13	P1413-1375-13
Polastorm	4021-4125-19	P3413-1250-19
Polastorm	4021-4130-17	P3413-1300-17
Polastorm	4021-4134-15	P3413-1300-15
Polastorm	4021-4138-13	P3413-1375-13
Polastorm	4037-3130-19	P4411-1300-19
Polastorm	4037-3133-17	P4411-1325-17

COMPETITOR	COMPETITOR PART #	EMP #
Polastorm	4037-3138-15	P4411-1375-15
Polastorm	4037-3140-11	P4411-1400-11
Polastorm	4037-3140-13	P4411-1400-13
Polastorm	4043-3130-17	P6411-1325-17
Polastorm	4043-3138-15	P6411-1375-15
Polastorm	4043-3140-09	P6411-1400-09
Polastorm	4043-3140-11	P6411-1400-11
Polastorm	4043-3140-13	P6411-1400-13
Polastorm	4067-3128-21	P2411-1338-21
Polastorm	4067-3130-19	P2411-1300-19
Polastorm	4067-3133-17	P2411-1325-17
Polastorm	4067-3138-15	P2411-1375-15
Polastorm	4067-3140-11	P2411-1400-11
Polastorm	4067-3140-13	P2411-1400-13
Polastorm	4067-4125-19	P2413-1250-19
Polastorm	4067-4134-15	P2413-1338-15
Polastorm	4067-4138-13	P2413-1375-13
Polastorm	4087-3130-19	P9411-1300-19
Polastorm	4087-3133-17	P9411-1325-17
Polastorm	4087-3138-15	P9411-1375-15
Polastorm	4087-3140-09	P9411-1400-09
Polastorm	4087-3140-13	P9411-1400-13
Polastorm	4087-4125-19	P9413-1250-19
Polastorm	4087-4130-17	P9413-1300-17
Polastorm	4087-4134-15	P9413-1338-15
Polastorm	4087-4138-13	P9413-1375-13
Polastorm	4121-3127-21	P3411-1300-21
Polastorm	4121-3130-19	P3411-1300-19
Polastorm	4121-3133-17	P3411-1325-17
Polastorm	4121-3135-15	P3411-1350-15
Polastorm	4121-3137-13	P3411-1363-13
Polastorm	4121-3140-09	P3411-1400-09
Polastorm	4121-3140-11	P3411-1400-11
Polastorm	4226-2140-17	P3452-1400-17
Polastorm	4226-3140-19	P3452-1400-19
Polastorm	4226-3140-21	P3452-1400-21
Polastorm	4226-3140-23	P3452-1400-23
Polastorm	4229-3140-15	P3451-1400-15
Polastorm	4229-3140-17	P3451-1400-17
Polastorm	4229-3140-19	P3451-1400-19
Polastorm	4229-3140-21	P3451-1400-21
Polastorm	4231-3140-17	P3411-1400-17
Polastorm	4231-3140-19	P3411-1400-19
Polastorm	4286-3140-19	P9432-1400-19
Polastorm	4319-4130-17	P1453-1300-17
Polastorm	4319-4130-19	P1453-1300-19
Polastorm	4319-4130-21	P1453-1300-21

CROSS REFERENCE BY COMPETITOR PART NUMBER



CROSS REFERENCE BY COMPETITOR PART NUMBER

COMPETITOR	COMPETITOR PART #	EMP #
Polastorm	4319-4133-15	P1453-1325-15
Polastorm	4319-4135-13	P1453-1350-13
Polastorm	4329-4130-17	P3453-1300-17
Polastorm	4329-4130-19	P3453-1300-19
Polastorm	4329-4130-21	P3453-1300-21
Polastorm	4329-4133-15	P3453-1325-15
Polastorm	4329-4135-13	P3453-1350-13
Polastorm	4369-4130-17	P2453-1300-17
Polastorm	4369-4133-15	P2453-1325-15
Polastorm	4386-4130-21	P9454-1300-21
Polastorm	4389-4130-17	P9453-1300-17
Polastorm	4389-4130-19	P9453-1300-19
Polastorm	4389-4130-21	P9453-1300-21
Polastorm	4389-4133-15	P9453-1325-15
Polastorm	4389-4135-13	P9453-1350-13
Polastorm	4819-3130-19	P1431-1300-19
Polastorm	4819-3130-21	P1431-1300-21
Polastorm	4819-3133-17	P1431-1325-17
Polastorm	4819-3135-15	P1431-1350-15
Polastorm	4819-3138-13	P1431-1375-13
Polastorm	4829-3130-19	P3431-1300-19
Polastorm	4829-3130-19	P3441-1350-19
Polastorm	4829-3130-21	P3431-1300-21
Polastorm	4829-3133-17	P3431-1325-17
Polastorm	4829-3133-17	P3441-1325-17
Polastorm	4829-3135-15	P3431-1350-15
Polastorm	4829-3135-15	P3441-1350-15
Polastorm	4829-3138-13	P3431-1375-13
Polastorm	4829-3138-13	P3441-1375-13
Polastorm	4869-3130-19	P2431-1300-19
Polastorm	4869-3130-21	P2431-1300-21
Polastorm	4869-3133-17	P2431-1325-17
Polastorm	4869-3135-15	P2431-1350-15
Polastorm	4869-3138-13	P2431-1375-13
Polastorm	4886-3133-17	P9432-1400-17
Polastorm	4886-3135-15	P9432-1350-15
Polastorm	4889-3130-19	P9431-1300-19
Polastorm	4889-3133-17	P9431-1325-17
Polastorm	4889-3135-15	P9431-1350-15
Polastorm	4889-3138-13	P9431-1375-13
Polastorm	4919-3135-15	P1441-1350-15
Polastorm	4919-3135-17	P1441-1325-17
Polastorm	4919-3135-19	P1441-1350-19
Polastorm	5017-3140-23	P1511-1400-23
Polastorm	5017-3143-21	P1511-1425-21
Polastorm	5017-3145-19	P1511-1450-19
Polastorm	5017-3150-17	P1511-1500-17

COMPETITOR	COMPETITOR PART #	EMP #
Polastorm	5017-3153-15	P1511-1525-15
Polastorm	5017-3160-13	P1511-1600-13
Polastorm	5027-3160-13	P3511-1600-13
Polastorm	5067-3143-21	P2511-1425-21
Polastorm	5067-3145-19	P2511-1450-19
Polastorm	5067-3150-17	P2511-1500-17
Polastorm	5067-3153-15	P2511-1525-15
Polastorm	5067-3160-13	P2511-1600-13
Polastorm	5087-3140-23	P9511-1400-23
Polastorm	5087-3143-21	P9511-1425-21
Polastorm	5087-3145-19	P9511-1450-19
Polastorm	5087-3150-17	P9511-1500-17
Polastorm	5087-3153-15	P9511-1525-15
Polastorm	5087-3160-11	P9511-1600-11
Polastorm	5087-3160-13	P9511-1600-13
Polastorm	5097-3140-23	P8611-1400-23
Polastorm	5097-3143-21	P8611-1425-21
Polastorm	5097-3145-19	P8611-1450-19
Polastorm	5097-3150-17	P8611-1500-17
Polastorm	5127-3138-21	P3511-1425-21
Polastorm	5127-3140-19	P3511-1450-19
Polastorm	5127-3145-17	P3511-1500-17
Polastorm	5127-3153-15	P3511-1550-15
Polastorm	5236-3160-17wg	P4572-1600-17
Polastorm	5236-3160-19wg	P4572-1600-19
Polastorm	5239-3158-21wg	P4571-1575-21
Polastorm	5239-3160-17wg	P4571-1600-17
Polastorm	5239-3160-19wg	P4571-1600-19
Polastorm	5286-3158-21	P9572-1575-21
Polastorm	5286-3160-17	P9572-1600-17
Polastorm	5286-3160-19	P9572-1600-19
Polastorm	5286-3160-23	P9572-1563-23
Polastorm	5289-3158-21	P9571-1575-21
Polastorm	5289-3160-15	P9571-1600-15
Polastorm	5289-3160-17	P9571-1600-17
Polastorm	5289-3160-19	P9571-1600-19
Polastorm	5289-3160-23	P9571-1563-23
Polastorm	5317-4140-21	P1513-1400-21
Polastorm	5317-4143-19	P1513-1425-19
Polastorm	5317-4145-17	P1513-1450-17
Polastorm	5317-4150-15	P1513-1500-15
Polastorm	5319-4140-21	P1553-1400-21
Polastorm	5319-4140-23	P1553-1400-23
Polastorm	5319-4140-25	P1553-1400-25
Polastorm	5319-4141-19	P1553-1413-17
Polastorm	5319-4143-17	P1553-1425-17
Polastorm	5319-4145-15	P1553-1450-15

COMPETITOR	COMPETITOR PART #	EMP #
Polastorm	5327-4143-19	P3513-143-19
Polastorm	5327-4145-15	P3513-148-15
Polastorm	5327-4145-17	P3513-145-17
Polastorm	5386-4140-21	P9554-1400-21
Polastorm	5386-4141-19	P9554-1413-19
Polastorm	5386-4143-17	P9554-1425-17
Polastorm	5386-4145-15	P9554-1450-15
Polastorm	5387-4140-19	P9513-1400-19
Polastorm	5387-4140-21	P9513-1400-21
Polastorm	5387-4145-17	P9513-1450-17
Polastorm	5387-4150-15	P9513-1500-15
Polastorm	5389-4140-23	P9553-1400-23
Polastorm	5389-4140-25	P9553-1400-25
Polastorm	5389-4141-19	P9553-1413-19
Polastorm	5389-4143-17	P9553-1425-17
Polastorm	5389-4145-15	P9553-1450-15
Polastorm	5397-4140-21	P8613-1400-21
Polastorm	5397-4143-19	P8613-1425-19
Polastorm	5397-4145-17	P8613-1450-17
Polastorm	5517-3153-19	P1511-1525-19
Polastorm	5517-3153-21	P1511-1525-21
Polastorm	5517-3155-17	P1511-1550-17
Polastorm	5517-3158-15	P1511-1575-15
Polastorm	5519-3148-23	P1571-1475-23
Polastorm	5519-3150-21	P1571-1500-21
Polastorm	5519-3153-19	P1571-1525-19
Polastorm	5519-3155-17	P1571-1550-17
Polastorm	5519-3158-13	P1531-1575-13
Polastorm	5519-3158-15	P1571-1575-15
Polastorm	5526-3150-21	P3572-1500-21
Polastorm	5526-3153-19	P3572-1525-19
Polastorm	5526-3155-17	P3572-1550-17
Polastorm	5526-3158-15	P3572-1575-15
Polastorm	5527-3153-19	P3511-1525-19
Polastorm	5527-3153-21	P3511-1525-21
Polastorm	5527-3153-23	P3511-1525-23
Polastorm	5527-3155-17	P3511-1550-17
Polastorm	5527-3158-15	P3511-1575-15
Polastorm	5528-3153-19	P3512-1525-19
Polastorm	5528-3155-17	P3512-1550-17
Polastorm	5528-3158-15	P3512-1570-15
Polastorm	5529-3150-21	P3571-1500-21
Polastorm	5529-3153-19	P3571-1525-19
Polastorm	5529-3155-17	P3571-1550-17
Polastorm	5529-3158-15	P3571-1575-15
Polastorm	5536-3150-21	P4572-1500-21
Polastorm	5536-3153-19	P4572-1525-19

CROSS REFERENCE BY COMPETITOR PART NUMBER

COMPETITOR	COMPETITOR PART #	EMP #
Polastorm	5536-3155-17	P4572-1550-17
Polastorm	5537-3153-19	P4511-1525-19
Polastorm	5537-3153-21	P4511-1525-21
Polastorm	5537-3153-23	P4511-1525-23
Polastorm	5537-3155-17	P4511-1550-17
Polastorm	5537-3158-15	P4511-1575-15
Polastorm	5539-3150-21	P4571-1500-21
Polastorm	5539-3153-19	P4571-1525-19
Polastorm	5539-3155-17	P4571-1550-17
Polastorm	5539-3158-15	P4571-1575-15
Polastorm	5586-3150-21	P9572-1500-21
Polastorm	5586-3155-17	P9572-1550-17
Polastorm	5586-3158-13	P9532-1575-13
Polastorm	5586-3158-15	P9572-1575-15
Polastorm	5587-3153-19	P9511-1525-19
Polastorm	5587-3153-21	P9511-1525-21
Polastorm	5587-3153-23	P9511-1525-23
Polastorm	5587-3155-17	P9511-1550-17
Polastorm	5587-3160-13	P9511-1600-13
Polastorm	5588-3153-19	P9512-1525-19
Polastorm	5588-3153-21	P9512-1525-21
Polastorm	5588-3155-17	P9512-1550-17
Polastorm	5589-3145-25	P9571-1450-25
Polastorm	5589-3148-23	P9571-1475-23
Polastorm	5589-3150-21	P9571-1500-21
Polastorm	5589-3153-19	P9571-1525-19
Polastorm	5589-3155-17	P9571-1550-17
Polastorm	5589-3158-13	P9531-1575-13
Polastorm	5589-3158-15	P9571-1575-15
Polastorm	5639-4153-18wg	P4573-1525-18
Polastorm	5639-4153-20wg	P4573-1525-20
Polastorm	5639-4153-22wg	P4573-1525-22
Polastorm	5686-4153-18	P9574-1525-18
Polastorm	5686-4153-20	P9574-1525-20
Polastorm	5686-4153-22	P9574-1525-22
Polastorm	5689-4153-18	P9573-1525-18
Polastorm	5689-4153-20	P9573-1525-20
Polastorm	5689-4153-22	P9573-1525-22
Polastorm	5719-3143-23	P1551-1475-22
Polastorm	5719-3143-25	P1551-1425-24
Polastorm	5719-3145-21	P1551-1450-21
Polastorm	5719-3148-16	P1551-1475-16
Polastorm	5719-3148-17	P1551-1475-17
Polastorm	5719-3148-19	P1551-1475-19
Polastorm	5719-3150-14	P1551-1500-14
Polastorm	5726-3145-21	P3552-1450-21
Polastorm	5726-3148-17	P3552-1475-17

COMPETITOR	COMPETITOR PART #	EMP #
Polastorm	5726-3148-19	P3552-1475-19
Polastorm	5729-3145-21	P3551-1450-21
Polastorm	5729-3148-16	P3551-1475-16
Polastorm	5729-3148-17	P3551-1475-17
Polastorm	5729-3148-18	P3551-1475-18
Polastorm	5729-3148-19	P3551-1475-19
Polastorm	5729-3150-14	P3551-1500-14
Polastorm	5769-3145-21	P2551-1450-21
Polastorm	5769-3148-19	P2551-1475-19
Polastorm	5786-3145-21	P9552-1450-21
Polastorm	5786-3148-17	P9552-1475-17
Polastorm	5786-3148-19	P9552-1475-19
Polastorm	5789-3145-21	P9551-1450-21
Polastorm	5789-3148-16	P9551-1475-16
Polastorm	5789-3148-17	P9551-1475-17
Polastorm	5789-3148-19	P9551-1475-19
Polastorm	5789-3150-14	P9551-1500-14
Polastorm	5819-3140-19	P1531-1400-19
Polastorm	5819-3140-21	P1531-1400-21
Polastorm	5819-3143-17	P1531-1425-17
Polastorm	5819-3145-15	P1531-1450-15
Polastorm	5826-3140-19	P3532-1400-19
Polastorm	5826-3140-21	P3532-1400-21
Polastorm	5826-3143-17	P3532-1425-17
Polastorm	5829-3140-19	P3531-1375-19
Polastorm	5829-3140-21	P3531-1488-21
Polastorm	5829-3140-23	P3531-1425-23
Polastorm	5829-3143-17	P3531-1425-17
Polastorm	5886-3145-15	P9532-1450-15
Polastorm	5889-3140-19	P9531-1400-19
Polastorm	5889-3143-17	P9531-1425-17
Polastorm	5889-3145-15	P9531-1450-15
Polastorm	9057-3078-07	P5011-0788-07
Polastorm	9057-3078-08	P5011-0788-08
Polastorm	9057-3078-09	P5011-0788-09
Polastorm	9057-3085-08	P5011-0850-08
Polastorm	9057-3089-07	P5011-0888-07
Polastorm	9057-3089-09	P5011-0888-09
Polastorm	9121-3085-07	P3011-0850-07
Polastorm	9121-3085-08	P3011-0850-08
Polastorm	9121-3085-09	P3011-0850-09
Polastorm	9237-3075-07	P4011-0750-07S
Polastorm	9572-153-19	P9572-1525-19
Polastorm	F21	EMP-102B
Polastorm	F21A	EMP-102B
Polastorm	F22A	EMP-208B
Polastorm	F23	EMP-203B

COMPETITOR	COMPETITOR PART #	EMP #
Polastorm	F23A	EMP-203B
Polastorm	F24A	EMP-110B
Polastorm	F25A	EMP-150B
Polastorm	F26A	EMP-125B
Polastorm	F27A	EMP-126B
Polastorm	F28A	EMP-104B
Polastorm	F29A	EMP-107B
Polastorm	F30A	EMP-109B
Polastorm	F31A	EMP-106B
Polastorm	F32A	EMP-100B
Polastorm	F33	EMP-101B
Polastorm	F34A	EMP-151B
Polastorm	F41	EMP-127B
Polastorm	F42A	EMP-105B
Quicksilver	QA1912X	P9511-1500-17
Quicksilver	QA1912X	P9511-1525-15
Quicksilver	QA1916X	P9511-1450-19
Quicksilver	QA1918X	P9511-1425-21
Quicksilver	QA2032X	P9411-1400-13
Quicksilver	QA2034X	P9411-1375-15
Quicksilver	QA2036X	P9411-1325-17
Quicksilver	QA2038X	P9411-1300-19
Quicksilver	QA3182R	P5011-0788-08
Quicksilver	QA3906R	P2111-0925-09
Quicksilver	QA3906R	P3111-0925-09
Quicksilver	QA3914R	P3111-0925-10
Quicksilver	QS5002X	P9571-1575-15
Quicksilver	QS5004X	P9571-1550-17
Quicksilver	QS5006X	P9571-1525-19
Quicksilver	QS5008X	P9571-1500-21
Quicksilver	QS5050X	P1531-1450-15
Quicksilver	QS5050X	P1551-1500-14
Quicksilver	QS5052X	P9531-1450-15
Quicksilver	QS5052X	P1531-1425-17
Quicksilver	QS5054X	P9531-1425-17
Quicksilver	QS5054X	P1531-1400-19
Quicksilver	QS5054X	P2551-1475-19
Quicksilver	QS5056X	P9531-1400-19
Quicksilver	QS5056X	P1531-1400-21
Quicksilver	QS5114X	P1431-1375-13
Quicksilver	QS5114X	P2431-1375-13
Quicksilver	QS5116X	P9431-1350-15
Quicksilver	QS5116X	P1431-1350-15
Quicksilver	QS5118X	P9431-1325-17
Quicksilver	QS5118X	P1431-1325-17
Quicksilver	QS5120X	P9431-1300-19
Quicksilver	QS5120X	P1431-1300-19

CROSS REFERENCE BY COMPETITOR PART NUMBER



CROSS REFERENCE BY COMPETITOR PART NUMBER

COMPETITOR	COMPETITOR PART #	EMP #
Quicksilver	QS5122X	P1431-1300-21
Quicksilver	QS5170X	P1331-1125-15
Solas	1111-0925-08	P1111-0925-08
Solas	1111-0925-09	P1111-0925-09
Solas	1111-0925-10	P1111-0925-10
Solas	1111-0925-11	P1111-0925-11
Solas	1121-0925-09	P1121-0925-09
Solas	1121-0925-10	P1121-0925-10
Solas	1211-100-14	P1211-1000-14
Solas	1211-100-15	P1211-1000-15
Solas	1211-101-13	P1211-1038-13
Solas	1211-103-12	P1211-1038-12
Solas	1211-105-11	P1211-1038-11
Solas	1231-101-13	P1231-1013-13
Solas	1231-105-11	P1231-1013-11
Solas	1311-110-15	P1311-1100-15
Solas	1311-111-13	P1311-1113-13
Solas	1311-111-14	P1311-1125-14
Solas	1311-114-12	P1311-1138-12
Solas	1311-116-11	P1311-1163-11
Solas	1311-118-10	P1311-1175-10
Solas	1311-121-09	P1311-1225-09
Solas	1313-105-13	P1313-1038-13
Solas	1313-105-14	P1313-1018-14
Solas	1313-108-12	P1313-1063-12
Solas	1313-111-11	P1313-1163-11
Solas	1331-110-15	P1331-1125-15
Solas	1331-111-13	P1331-1150-13
Solas	1331-111-14	P1331-1138-14
Solas	1331-114-12	P1331-1163-12
Solas	1331-116-11	P1331-1150-11
Solas	1331-120-09	P1331-1225-09
Solas	1411-130-19	P1411-1300-19
Solas	1411-130-21	P1411-1275-21
Solas	1411-133-17	P1411-1325-17
Solas	1411-135-15	P1411-1375-15
Solas	1411-138-13	P1411-1400-13
Solas	1411-140-09	P1411-1400-09
Solas	1411-140-11	P1411-1400-11
Solas	1413-125-19	P1413-1250-19
Solas	1413-128-17	P1413-1300-17
Solas	1413-130-15	P1413-1338-15
Solas	1413-133-13	P1413-1375-13
Solas	1431-130-19	P1431-1300-19
Solas	1431-130-21	P1431-1300-21
Solas	1431-133-17	P1431-1325-17
Solas	1431-135-15	P1431-1350-15

COMPETITOR	COMPETITOR PART #	EMP #
Solas	1431-138-13	P1431-1375-13
Solas	1441-133-17	P1441-1325-17
Solas	1441-133-19	P1441-1350-19
Solas	1441-138-15	P1441-1350-15
Solas	1453-130-17	P1453-1300-17
Solas	1453-130-19	P1453-1300-19
Solas	1453-130-21	P1453-1300-21
Solas	1453-133-15	P1453-1325-15
Solas	1453-135-13	P1453-1350-13
Solas	1511-142-23	P1511-1400-23
Solas	1511-143-21	P1511-1425-21
Solas	1511-145-19	P1511-1450-19
Solas	1511-148-17	P1511-1500-17
Solas	1511-150-15	P1511-1525-15
Solas	1511-153-19	P1511-1525-19
Solas	1511-153-21	P1511-1525-21
Solas	1511-155-17	P1511-1550-17
Solas	1511-158-15	P1511-1575-15
Solas	1511-160-13	P1511-1600-13
Solas	1513-140-21	P1513-1400-21
Solas	1513-143-19	P1513-1425-19
Solas	1513-145-17	P1513-1450-17
Solas	1513-148-15	P1513-1500-15
Solas	1531-140-19	P1531-1400-19
Solas	1531-140-21	P1531-1400-21
Solas	1531-143-17	P1531-1425-17
Solas	1531-145-15	P1531-1450-15
Solas	1531-156-13	P1531-1575-13
Solas	1551-140-24	P1551-1425-24
Solas	1551-143-22	P1551-1475-22
Solas	1551-145-21	P1551-1450-21
Solas	1551-148-16	P1551-1475-16
Solas	1551-148-17	P1551-1475-17
Solas	1551-148-19	P1551-1475-19
Solas	1551-150-14	P1551-1500-14
Solas	1553-140-21	P1553-1400-21
Solas	1553-140-23	P1553-1400-23
Solas	1553-140-25	P1553-1400-25
Solas	1553-141-19	P1553-1413-17
Solas	1553-143-17	P1553-1425-17
Solas	1553-145-15	P1553-1450-15
Solas	1571-148-23	P1571-1475-23
Solas	1571-150-21	P1571-1500-21
Solas	1571-153-19	P1571-1525-19
Solas	1571-155-17	P1571-1550-17
Solas	1571-158-15	P1571-1575-15
Solas	2111-0925-07	P2111-0925-07

COMPETITOR	COMPETITOR PART #	EMP #
Solas	2111-0925-08	P2111-0925-08
Solas	2111-0925-09	P2111-0925-09
Solas	2111-0925-10	P2111-0925-10
Solas	2111-0925-11	P2111-0925-11
Solas	2111-0925-12	P2111-0925-12
Solas	2211-100-14	P2211-1025-14
Solas	2211-100-15	P2211-1025-15
Solas	2211-101-13	P2211-1025-13
Solas	2211-103-12	P2211-1025-12
Solas	2211-105-11	P2211-1025-11
Solas	2211-108-10	P2211-1025-10
Solas	2211-110-09	P2211-1125-09
Solas	2311-123-15	P2311-1225-15
Solas	2311-125-13	P2311-1250-13
Solas	2331-120-17	P2331-1200-17
Solas	2331-123-15	P2331-1225-15
Solas	2331-125-13	P2331-1250-13
Solas	2411-130-19	P2411-1300-19
Solas	2411-130-21	P2411-1338-21
Solas	2411-133-17	P2411-1325-17
Solas	2411-135-15	P2411-1375-15
Solas	2411-138-13	P2411-1400-13
Solas	2411-140-11	P2411-1400-11
Solas	2413-125-19	P2413-1250-19
Solas	2413-128-17	P2413-1300-17
Solas	2413-130-15	P2413-1338-15
Solas	2413-133-13	P2413-1375-13
Solas	2431-130-19	P2431-1300-19
Solas	2431-130-21	P2431-1300-21
Solas	2431-133-17	P2431-1325-17
Solas	2431-135-15	P2431-1350-15
Solas	2431-138-13	P2431-1375-13
Solas	2453-130-17	P2453-1300-17
Solas	2453-133-15	P2453-1325-15
Solas	2511-143-21	P2511-1425-21
Solas	2511-145-19	P2511-1450-19
Solas	2511-148-17	P2511-1500-17
Solas	2511-150-15	P2511-1525-15
Solas	2511-155-13	P2511-1600-13
Solas	2551-145-21	P2551-1450-21
Solas	2551-148-19	P2551-1475-19
Solas	3011-085-07	P3011-0850-07
Solas	3011-085-08	P3011-0850-08
Solas	3011-085-09	P3011-0850-09
Solas	3111-0925-08	P3111-0925-08
Solas	3111-0925-09	P3111-0925-09
Solas	3111-0925-10	P3111-0925-10

CROSS REFERENCE BY COMPETITOR PART NUMBER

COMPETITOR	COMPETITOR PART #	EMP #
Solas	3111-0925-11	P3111-0925-11
Solas	3111-0925-12	P3111-0925-12
Solas	3121-0925-09	P3121-0925-09
Solas	3121-0925-10	P3121-0925-10
Solas	3121-0925-11	P3121-0925-11
Solas	3121-0925-12	P3121-0925-12
Solas	3211-099-09	P3211-0988-09
Solas	3211-099-10	P3211-0988-10
Solas	3211-099-11	P3211-0988-11
Solas	3211-099-12	P3211-0988-12
Solas	3211-099-13	P3211-0988-13
Solas	3231-100-14	P3231-1000-14
Solas	3231-100-15	P3231-1000-15
Solas	3231-101-13	P3231-1013-13
Solas	3231-103-12	P3231-1025-12
Solas	3231-105-11	P3231-1050-11
Solas	3311-110-15	P3311-1100-15
Solas	3311-110-16	P3311-1113-16
Solas	3311-110-17	P3311-1100-17
Solas	3311-111-13	P3311-1113-13
Solas	3311-111-14	P3311-1125-14
Solas	3311-114-12	P3311-1138-12
Solas	3311-118-10	P3311-1175-10
Solas	3311-118-11	P3311-1163-11
Solas	3311-121-09	P3311-1225-09
Solas	3313-105-13	P3313-1038-13
Solas	3313-105-14	P3313-1013-14
Solas	3313-108-12	P3313-1063-12
Solas	3313-111-11	P3313-1063-11
Solas	3331-110-15	P3331-1125-15
Solas	3331-111-13	P3331-1150-13
Solas	3331-111-14	P3331-1138-14
Solas	3331-114-12	P3331-1163-12
Solas	3331-116-11	P3331-1150-11
Solas	3331-120-09	P3331-1225-09
Solas	3411-130-19	P3411-1300-19
Solas	3411-130-21	P3411-1300-21
Solas	3411-132-17	P3411-1325-17
Solas	3411-135-13	P3411-1363-13
Solas	3411-135-15	P3411-1350-15
Solas	3411-139-17	P3411-1400-17
Solas	3411-139-19	P3411-1400-19
Solas	3411-140-09	P3411-1400-09
Solas	3411-140-11	P3411-1400-11
Solas	3413-125-19	P3413-1250-19
Solas	3413-128-17	P3413-1300-17
Solas	3413-130-15	P3413-1300-15

COMPETITOR	COMPETITOR PART #	EMP #
Solas	3413-133-13	P3413-1375-13
Solas	3431-130-19	P3431-1300-19
Solas	3431-130-21	P3431-1300-21
Solas	3431-133-17	P3431-1325-17
Solas	3431-135-15	P3431-1350-15
Solas	3431-138-13	P3431-1375-13
Solas	3441-133-17	P3441-1325-17
Solas	3441-133-19	P3441-1350-19
Solas	3441-138-13	P3441-1375-13
Solas	3441-138-15	P3441-1350-15
Solas	3451-139-15	P3451-1400-15
Solas	3451-139-17	P3451-1400-17
Solas	3451-139-19	P3451-1400-19
Solas	3451-139-21	P3451-1400-21
Solas	3452-139-17	P3452-1400-17
Solas	3452-139-19	P3452-1400-19
Solas	3452-139-21	P3452-1400-21
Solas	3452-139-23	P3452-1400-23
Solas	3453-130-17	P3453-1300-17
Solas	3453-130-19	P3453-1300-19
Solas	3453-130-21	P3453-1300-21
Solas	3453-133-15	P3453-1325-15
Solas	3453-135-13	P3453-1350-13
Solas	3511-143-21	P3511-1425-21
Solas	3511-145-19	P3511-1450-19
Solas	3511-148-17	P3511-1500-17
Solas	3511-150-15	P3511-1550-15
Solas	3511-153-19	P3511-1525-19
Solas	3511-153-21	P3511-1525-21
Solas	3511-153-23	P3511-1525-23
Solas	3511-155-17	P3511-1550-17
Solas	3511-158-15	P3511-1575-15
Solas	3511-160-13	P3511-1600-13
Solas	3512-145-19	P3512-1525-19
Solas	3512-148-17	P3512-1550-17
Solas	3512-150-15	P3512-1570-15
Solas	3513-143-19	P3513-143-19
Solas	3513-145-17	P3513-145-17
Solas	3513-148-15	P3513-148-15
Solas	3531-140-19	P3531-1375-19
Solas	3531-140-21	P3531-1488-21
Solas	3531-140-23	P3531-1425-23
Solas	3531-143-17	P3531-1425-17
Solas	3532-140-19	P3532-1400-19
Solas	3532-140-21	P3532-1400-21
Solas	3532-143-17	P3532-1425-17
Solas	3551-145-21	P3551-1450-21

COMPETITOR	COMPETITOR PART #	EMP #
Solas	3551-148-16	P3551-1475-16
Solas	3551-148-17	P3551-1475-17
Solas	3551-148-18	P3551-1475-18
Solas	3551-148-19	P3551-1475-19
Solas	3551-150-14	P3551-1500-14
Solas	3552-145-21	P3552-1450-21
Solas	3552-148-17	P3552-1475-17
Solas	3552-148-19	P3552-1475-19
Solas	3571-150-21	P3571-1500-21
Solas	3571-153-19	P3571-1525-19
Solas	3571-155-17	P3571-1550-17
Solas	3571-158-15	P3571-1575-15
Solas	3572-150-21	P3572-1500-21
Solas	3572-153-19	P3572-1525-19
Solas	3572-155-17	P3572-1550-17
Solas	3572-158-15	P3572-1575-15
Solas	4011-079-07S	P4011-0750-07S
Solas	4111-0925-07A	P4111-0925-07A
Solas	4111-0925-08A	P4111-0925-08A
Solas	4111-0925-09A	P4111-0925-09A
Solas	4111-0925-10A	P4111-0925-10A
Solas	4111-0925-11A	P4111-0925-11A
Solas	4111-0925-12A	P4111-0925-12A
Solas	4113-1000-05A	P4113-100-05A
Solas	4113-1000-07A	P4113-100-07A
Solas	4121-0925-09A	P4121-0925-09A
Solas	4121-0925-10A	P4121-0925-10A
Solas	4121-0925-11A	P4121-0925-11A
Solas	4121-0925-12A	P4121-0925-12A
Solas	4211-100-14	P4211-1025-14
Solas	4211-100-15	P4211-1025-15
Solas	4211-101-13	P4211-1025-13
Solas	4211-103-12	P4211-1025-12
Solas	4211-105-11	P4211-1025-11
Solas	4211-108-10	P4211-1025-10
Solas	4211-110-09	P4211-1025-09
Solas	4213-102-11	P4213-1025-11
Solas	4231-100-14	P4231-1013-14
Solas	4231-100-15	P4231-1013-15
Solas	4231-101-13	P4231-1013-13
Solas	4231-103-12	P4231-1013-12
Solas	4231-105-11	P4231-1013-11
Solas	4311-114-15	P4311-1125-15
Solas	4311-114-16	P4311-1138-16
Solas	4311-116-12	P4311-1163-12
Solas	4311-116-13	P4311-1150-13
Solas	4311-116-14	P4311-1138-14

CROSS REFERENCE BY COMPETITOR PART NUMBER



CROSS REFERENCE BY COMPETITOR PART NUMBER

COMPETITOR	COMPETITOR PART #	EMP #
Solas	4311-118-11	P4311-1150-11
Solas	4311-120-10	P4311-1150-10
Solas	4313-105-13	P4313-1025-13
Solas	4313-105-14	P4313-1013-14
Solas	4411-130-19	P4411-1300-19
Solas	4411-133-17	P4411-1325-17
Solas	4411-135-15	P4411-1375-15
Solas	4411-138-13	P4411-1400-13
Solas	4411-140-11	P4411-1400-11
Solas	4511-153-19	P4511-1525-19
Solas	4511-153-21	P4511-1525-21
Solas	4511-153-23	P4511-1525-23
Solas	4511-155-17	P4511-1550-17
Solas	4511-158-15	P4511-1575-15
Solas	4571-150-21	P4571-1500-21
Solas	4571-153-19	P4571-1525-19
Solas	4571-155-17	P4571-1550-17
Solas	4571-158-15	P4571-1575-15
Solas	4571-158-21	P4571-1575-21
Solas	4571-160-17	P4571-1600-17
Solas	4571-160-19	P4571-1600-19
Solas	4572-150-21	P4572-1500-21
Solas	4572-153-19	P4572-1525-19
Solas	4572-155-17	P4572-1550-17
Solas	4572-160-17	P4572-1600-17
Solas	4572-160-19	P4572-1600-19
Solas	4573-153-18	P4573-1525-18
Solas	4573-153-20	P4573-1525-20
Solas	4573-153-22	P4573-1525-22
Solas	5011-078-07	P5011-0788-07
Solas	5011-078-08	P5011-078-08
Solas	5011-078-09	P5011-0788-09
Solas	5011-085-07	P5011-0888-07
Solas	5011-085-08	P5011-0850-08
Solas	5011-085-09	P5011-0888-09
Solas	5013-087-05	P5013-1000-05
Solas	5013-087-07	P5013-1000-07
Solas	5111-0925-08	P5111-0925-08
Solas	5111-0925-09	P5111-0925-09
Solas	5111-0925-10	P5111-0925-10
Solas	5111-0925-11	P5111-0925-11
Solas	5111-0925-12	P5111-0925-12
Solas	5121-0925-09	P5121-0925-09
Solas	5121-0925-10	P5121-0925-10
Solas	5121-0925-11	P5121-0925-11
Solas	5121-0925-12	P5121-0925-12
Solas	5211-099-09	P5211-0988-09

COMPETITOR	COMPETITOR PART #	EMP #
Solas	5211-099-10	P5211-0988-10
Solas	5211-099-11	P5211-0988-11
Solas	5211-099-12	P5211-0988-12
Solas	5211-099-13	P5211-0988-13
Solas	5211-099-14	P5211-0988-14
Solas	5213-100-13	P5213-1013-13
Solas	5213-100-15	P5213-1013-15
Solas	5213-101-12	P5213-1020-12
Solas	5213-102-11	P5213-1020-11
Solas	5221-100-11	P5221-1000-11
Solas	5221-100-12	P5221-1000-12
Solas	5221-100-13	P5221-1000-13
Solas	5221-100-14	P5221-1000-14
Solas	5311-110-15	P5311-1100-15
Solas	5311-110-16	P5311-1113-16
Solas	5311-110-17	P5311-1100-17
Solas	5311-111-13	P5311-1113-13
Solas	5311-111-14	P5311-1125-14
Solas	5311-114-12	P5311-1138-12
Solas	5311-114-15	P5311-1125-15
Solas	5311-116-11	P5311-1163-11
Solas	5311-116-13	P5311-1150-13
Solas	5311-116-14	P5311-1138-14
Solas	5311-118-10	P5311-1175-10
Solas	5311-121-09	P5311-1225-09
Solas	5331-110-15	P5331-1125-15
Solas	5331-111-13	P5331-1150-13
Solas	5331-111-14	P5331-1138-14
Solas	5331-114-12	P5331-1163-12
Solas	6411-133-17	P6411-1325-17
Solas	6411-135-15	P6411-1375-15
Solas	6411-138-13	P6411-1400-13
Solas	6411-140-09	P6411-1400-09
Solas	6411-140-11	P6411-1400-11
Solas	8611-142-23	P8611-1400-23
Solas	8611-143-21	P8611-1425-21
Solas	8611-145-19	P8611-1450-19
Solas	8611-148-17	P8611-1500-17
Solas	8613-140-21	P8613-1400-21
Solas	8613-143-19	P8613-1425-19
Solas	8613-145-17	P8613-1450-17
Solas	9411-132-19	P9411-1300-19
Solas	9411-133-17	P9411-1325-17
Solas	9411-135-15	P9411-1375-15
Solas	9411-138-13	P9411-1400-13
Solas	9411-140-09	P9411-1400-09
Solas	9413-125-19	P9413-1250-19

COMPETITOR	COMPETITOR PART #	EMP #
Solas	9413-128-17	P9413-1300-17
Solas	9413-130-15	P9413-1338-15
Solas	9413-133-13	P9413-1375-13
Solas	9431-130-19	P9431-1300-19
Solas	9431-133-17	P9431-1325-17
Solas	9431-135-15	P9431-1350-15
Solas	9431-138-13	P9431-1375-13
Solas	9432-130-19	P9432-1400-19
Solas	9432-133-17	P9432-1400-17
Solas	9432-135-15	P9432-1350-15
Solas	9453-130-17	P9453-1300-17
Solas	9453-130-19	P9453-1300-19
Solas	9453-130-21	P9453-1300-21
Solas	9453-133-15	P9453-1325-15
Solas	9453-135-13	P9453-1350-13
Solas	9454-130-21	P9454-1300-21
Solas	9511-142-23	P9511-1400-23
Solas	9511-143-21	P9511-1425-21
Solas	9511-145-19	P9511-1450-19
Solas	9511-148-17	P9511-1500-17
Solas	9511-150-15	P9511-1525-15
Solas	9511-153-13	P9511-1600-13
Solas	9511-153-19	P9511-1525-19
Solas	9511-153-21	P9511-1525-21
Solas	9511-153-23	P9511-1525-23
Solas	9511-155-11	P9511-1600-11
Solas	9511-155-17	P9511-1550-17
Solas	9511-160-13	P9511-1600-13
Solas	9512-153-19	P9512-1525-19
Solas	9512-153-21	P9512-1525-21
Solas	9512-155-17	P9512-1550-17
Solas	9513-140-21	P9513-1400-21
Solas	9513-143-19	P9513-1400-19
Solas	9513-145-17	P9513-1450-17
Solas	9513-148-15	P9513-1500-15
Solas	9531-140-19	P9531-1425-17
Solas	9531-140-21	P9531-1400-19
Solas	9531-145-15	P9531-1450-15
Solas	9531-156-13	P9531-1575-13
Solas	9532-145-15	P9532-1450-15
Solas	9532-156-13	P9532-1575-13
Solas	9551-145-21	P9551-1450-21
Solas	9551-148-16	P9551-1475-16
Solas	9551-148-17	P9551-1475-17
Solas	9551-148-19	P9551-1475-19
Solas	9551-150-14	P9551-1500-14
Solas	9552-145-21	P9552-1450-21

CROSS REFERENCE BY COMPETITOR PART NUMBER

COMPETITOR	COMPETITOR PART #	EMP #
Solas	9552-148-17	P9552-1475-17
Solas	9552-148-19	P9552-1475-19
Solas	9553-140-23	P9553-1400-23
Solas	9553-140-25	P9553-1400-25
Solas	9553-141-19	P9553-1413-19
Solas	9553-143-17	P9553-1425-17
Solas	9553-145-15	P9553-1450-15
Solas	9554-140-21	P9554-1400-21
Solas	9554-141-19	P9554-1413-19
Solas	9554-143-17	P9554-1425-17
Solas	9554-145-15	P9554-1450-15
Solas	9571-145-25	P9571-1450-25
Solas	9571-148-23	P9571-1475-23
Solas	9571-150-21	P9571-1500-21
Solas	9571-153-19	P9571-1525-19
Solas	9571-155-17	P9571-1550-17
Solas	9571-156-23	P9571-1563-23
Solas	9571-158-15	P9571-1575-15
Solas	9571-158-21	P9571-1575-21
Solas	9571-160-15	P9571-1600-15
Solas	9571-160-17	P9571-1600-17
Solas	9571-160-19	P9571-1600-19
Solas	9572-150-21	P9572-1500-21
Solas	9572-153-19	P9572-1525-19
Solas	9572-155-17	P9572-1550-17
Solas	9572-156-23	P9572-1563-23
Solas	9572-158-15	P9572-1575-15
Solas	9572-158-21	P9572-1575-21
Solas	9572-160-17	P9572-1600-17
Solas	9572-160-19	P9572-1600-19
Solas	9573-153-18	P9573-1525-18
Solas	9573-153-20	P9573-1525-20
Solas	9573-153-22	P9573-1525-22
Solas	9574-153-18	P9574-1525-18
Solas	9574-153-20	P9574-1525-20
Solas	9574-153-22	P9574-1525-22
Solas	RBX-100	EMP-100B
Solas	RBX-101	EMP-101B
Solas	RBX-102	EMP-102B
Solas	RBX-102B	EMP-102B
Solas	RBX-104	EMP-104B
Solas	RBX-105	EMP-105B
Solas	RBX-106	EMP-106B
Solas	RBX-107	EMP-107B
Solas	RBX-109	EMP-109B
Solas	RBX-110	EMP-110B
Solas	RBX-111	EMP-111B

COMPETITOR	COMPETITOR PART #	EMP #
Solas	RBX-112	EMP-112B
Solas	RBX-113	EMP-113B
Solas	RBX-114	EMP-114B
Solas	RBX-115	EMP-115B
Solas	RBX-116	EMP-116B
Solas	RBX-117	EMP-117B
Solas	RBX-123	EMP-123B
Solas	RBX-124	EMP-124B
Solas	RBX-125	EMP-125B
Solas	RBX-126	EMP-126B
Solas	RBX-127	EMP-127B
Solas	RBX-150	EMP-150B
Solas	RBX-151	EMP-151B
Solas	RBX-203	EMP-203B
Solas	RBX-203B	EMP-203B
Solas	RBX-208	EMP-208B
Suzuki	58100-88L23-019	P4311-1150-11
Suzuki	58100-88L52-019	P4311-1138-14
Suzuki	58100-88L62-019	P4311-1125-15
Suzuki	58100-88L72-019	P4311-1138-16
Suzuki	58100-88LA0-019	P4311-1163-12
Suzuki	58100-89L00-019	P4111-0925-07A
Suzuki	58100-89L50-019	P4111-0925-12A
Suzuki	58100-89L70-019	P4111-0925-11A
Suzuki	58100-90L41-019	P4111-0925-08A
Suzuki	58100-90L50-019	P4111-0925-09A
Suzuki	58100-90L60-019	P4111-0925-10A
Suzuki	58100-91L40-019	P4211-1025-10
Suzuki	58100-91L50-019	P4211-1025-11
Suzuki	58100-94500-019	P4411-1375-15
Suzuki	58100-94500-019	P9411-1375-15
Suzuki	58100-94512-019	P4411-1325-17
Suzuki	58100-94512-019	P9411-1325-17
Suzuki	58100-94522-019	P4411-1300-19
Suzuki	58100-94522-019	P9411-1300-19
Suzuki	58100-95D01-019	P4211-1025-14
Suzuki	58100-96372-019	P4211-1025-09
Suzuki	58100-96462-019	P4211-1025-15
Suzuki	58100-96482-019	P4211-1025-12
Suzuki	58100-96492-019	P4211-1025-13
Suzuki	58100-99E00-019	P4411-1400-13
Suzuki	58100-99E10-019	P4411-1400-11
Suzuki	58110-91J20-019	P4011-0750-07S
Suzuki	58700-96J00-000	P4571-1550-17
Suzuki	58700-96J10-000	P4571-1525-19
Suzuki	58700-96J20-000	P4571-1500-21
Suzuki	58800-96J00-000	P4572-1550-17

COMPETITOR	COMPETITOR PART #	EMP #
Suzuki	58800-96J10-000	P4572-1525-19
Suzuki	58800-96J20-000	P4572-1500-21
Suzuki	9105-00100-20P	P9431-1300-19
Suzuki	990C0-00510-20P	P4573-1525-20
Suzuki	990C0-00510-22P	P4573-1525-22
Suzuki	990C0-00610-15P	P3451-1400-15
Suzuki	990C0-00610-17P	P3451-1400-17
Suzuki	990C0-00610-19P	P3451-1400-19
Suzuki	990C0-00610-21P	P3451-1400-21
Suzuki	990C0-0061L-19P	P3452-1400-19
Suzuki	990C0-0061L-21P	P3452-1400-21
Suzuki	990C0-0061L-23P	P3452-1400-23
Suzuki	990C0-00760-17P	P3411-1400-17
Suzuki	990C0-00760-19P	P3411-1400-19
Suzuki	990C0-00810-17P	P4571-1600-17
Suzuki	990C0-00810-185	P4571-1600-19
Suzuki	990C0-0081L-17P	P4572-1600-17
Suzuki	990C0-0081L-185	P4572-1600-19
Suzuki	990C0-00830-17P	P9571-1550-17
Suzuki	990C0-00840-19P	P9571-1525-19
Suzuki	990C0-00840-21P	P9571-1500-21
Suzuki	99105-00100	P9431-1350-15
Suzuki	99105-0070L-18P	P3452-1400-17
Tohatsu	PTPTZ3R15P	P9532-1450-15
Tohatsu	349B645291	P5211-0988-14
Tohatsu	353641070M	P5331-1125-15
Tohatsu	353B641010	P5311-1225-09
Tohatsu	353B641020	P5311-1175-10
Tohatsu	353B641030	P5311-1163-11
Tohatsu	353B641040	P5311-1138-12
Tohatsu	353B641050	P5311-1113-13
Tohatsu	353B641060	P5311-1125-14
Tohatsu	353B641070	P5311-1100-15
Tohatsu	369B645181	P5011-0788-09
Tohatsu	3B2B645140	P5011-0788-07
Tohatsu	3B2B645141	P5011-0888-07
Tohatsu	3B2B645151	P5011-0850-08
Tohatsu	3B2B645171	P5011-0888-09
Tohatsu	3BAB645161	P5111-0925-08
Tohatsu	3BAB645211	P5111-0925-09
Tohatsu	3BAB645241	P5111-0925-11
Tohatsu	3R0B645180	P5211-0988-09
Tohatsu	3R0B645211	P5211-0988-10
Tohatsu	3R0B645231	P5211-0988-11
Tohatsu	3R0B645251	P5211-0988-12
Tohatsu	3R0B645271	P5211-0988-13
Tohatsu	3R1B645142	P5011-078-08

CROSS REFERENCE BY COMPETITOR PART NUMBER



CROSS REFERENCE BY COMPETITOR PART NUMBER

COMPETITOR	COMPETITOR PART #	EMP #
Tohatsu	3R1B645142	P5011-0788-07
Tohatsu	9999RUBA313M	P9411-1400-13
Tohatsu	9999RUBA315M	P9411-1375-15
Tohatsu	9999RUBA317M	P9411-1325-17
Tohatsu	9999RUBA319M	P9411-1300-19
Tohatsu	PT70115P19	P3431-1300-19
Turning Point	500	EMP-208B
Turning Point	502	EMP-100B
Turning Point	503	EMP-106B
Turning Point	504	EMP-105B
Turning Point	505	EMP-109B
Turning Point	505	EMP-203B
Turning Point	506	EMP-110B
Turning Point	507	EMP-107B
Turning Point	509	EMP-150B
Turning Point	511	EMP-151B
Turning Point	701	EMP-102B
Turning Point	705	EMP-203B
Turning Point	707	EMP-104B
Turning Point	711	EMP-151B
Turning Point	715	EMP-127B
Turning Point	1511910	P3571-1525-19
Turning Point	21100910	P1111-0925-09
Turning Point	21100910	P2111-0925-09
Turning Point	21100910	P3111-0925-09
Turning Point	21100910	P4111-0925-09A
Turning Point	21100910	P5111-0925-09
Turning Point	21101010	P1111-0925-10
Turning Point	21101010	P3111-0925-11
Turning Point	21101010	P4111-0925-10A
Turning Point	21101010	P5111-0925-10
Turning Point	21201110	P1211-1038-13
Turning Point	21201110	P2211-1025-14
Turning Point	21201310	P1211-1038-11
Turning Point	21201310	P2211-1025-12
Turning Point	21211110	P3211-0988-11
Turning Point	21211110	P5211-0988-11
Turning Point	21211310	P3211-0988-13
Turning Point	21211310	P5211-0988-13
Turning Point	21221110	P4211-1025-13
Turning Point	21221310	P4211-1025-11
Turning Point	21300810	P1311-1225-09
Turning Point	21300810	P3311-1225-09
Turning Point	21301010	P1311-1225-09
Turning Point	21301010	P3311-1163-11
Turning Point	21301010	P4311-1163-12
Turning Point	21301110	P1311-1163-11

COMPETITOR	COMPETITOR PART #	EMP #
Turning Point	21301110	P3311-1175-10
Turning Point	21301110	P4311-1150-13
Turning Point	21301110	P5311-1138-14
Turning Point	21301210	P1311-1138-12
Turning Point	21301210	P3311-1138-12
Turning Point	21301210	P4311-1138-16
Turning Point	21301210	P5311-1125-15
Turning Point	21301310	P1311-1113-13
Turning Point	21301310	P3311-1113-16
Turning Point	21301310	P4311-1150-10
Turning Point	21301310	P5311-1113-16
Turning Point	21301310	P5311-1150-13
Turning Point	21301410	P1311-1125-14
Turning Point	21301410	P3311-1125-14
Turning Point	21301410	P4311-1150-11
Turning Point	21301410	P5311-1125-14
Turning Point	21301410	P5311-1163-11
Turning Point	21301510	P1311-1100-15
Turning Point	21301510	P3311-1100-15
Turning Point	21301510	P4311-1125-15
Turning Point	21301510	P5311-1100-15
Turning Point	21301510	P5311-1138-12
Turning Point	21311310	P2311-1250-13
Turning Point	21311510	P2311-1225-15
Turning Point	21431111	P1411-1400-11
Turning Point	21431111	P2411-1400-13
Turning Point	21431111	P3411-1400-19
Turning Point	21431111	P6411-1400-13
Turning Point	21431311	P1411-1400-13
Turning Point	21431311	P2411-1400-11
Turning Point	21431311	P3411-1350-15
Turning Point	21431311	P6411-1400-09
Turning Point	21431311	P9411-1400-13
Turning Point	21431330	P1413-1375-13
Turning Point	21431330	P3413-1375-13
Turning Point	21431330	P9413-1375-13
Turning Point	21431511	P1411-1375-15
Turning Point	21431511	P2411-1375-15
Turning Point	21431511	P3411-1363-13
Turning Point	21431511	P9411-1375-15
Turning Point	21431530	P1413-1338-15
Turning Point	21431530	P2413-1338-15
Turning Point	21431530	P3413-1300-17
Turning Point	21431530	P9413-1338-15
Turning Point	21431711	P1411-1325-17
Turning Point	21431711	P2411-1338-21
Turning Point	21431711	P3411-1325-17

COMPETITOR	COMPETITOR PART #	EMP #
Turning Point	21431711	P6411-1325-17
Turning Point	21431711	P9411-1325-17
Turning Point	21431730	P1413-1300-17
Turning Point	21431730	P2413-1300-17
Turning Point	21431730	P3411-1400-09
Turning Point	21431730	P3413-1300-15
Turning Point	21431730	P9413-1300-17
Turning Point	21431911	P1411-1275-21
Turning Point	21431911	P2411-1300-19
Turning Point	21431911	P3411-1300-19
Turning Point	21431911	P9411-1300-19
Turning Point	21431930	P1413-1250-19
Turning Point	21431930	P2413-1250-19
Turning Point	21431930	P3411-1400-11
Turning Point	21431930	P3413-1250-19
Turning Point	21431930	P9413-1250-19
Turning Point	21432111	P1411-1300-19
Turning Point	21432111	P2411-1325-17
Turning Point	21432111	P3411-1300-21
Turning Point	21501511	P1511-1525-15
Turning Point	21501511	P2511-1525-15
Turning Point	21501511	P3511-1525-19
Turning Point	21501511	P9511-1525-15
Turning Point	21501530	P1511-1575-15
Turning Point	21501530	P1513-1500-15
Turning Point	21501530	P3511-1575-15
Turning Point	21501530	P3513-148-15
Turning Point	21501530	P4511-1575-15
Turning Point	21501530	P9513-1500-15
Turning Point	21501711	P1511-1500-17
Turning Point	21501711	P2511-1500-17
Turning Point	21501711	P3511-1500-17
Turning Point	21501711	P9511-1500-17
Turning Point	21501730	P1511-1550-17
Turning Point	21501730	P1513-1450-17
Turning Point	21501730	P3511-1550-17
Turning Point	21501730	P3513-145-17
Turning Point	21501730	P4511-1550-17
Turning Point	21501730	P9511-1600-13
Turning Point	21501730	P9513-1450-17
Turning Point	21501740	P9512-1550-17
Turning Point	21501911	P1511-1450-19
Turning Point	21501911	P2511-1450-19
Turning Point	21501911	P3511-1450-19
Turning Point	21501911	P9511-1450-19
Turning Point	21501930	P1511-1525-19
Turning Point	21501930	P1513-1425-19

CROSS REFERENCE BY COMPETITOR PART NUMBER

COMPETITOR	COMPETITOR PART #	EMP #
Turning Point	21501930	P3511-1525-21
Turning Point	21501930	P3513-143-19
Turning Point	21501930	P4511-1525-19
Turning Point	21501930	P9511-1525-21
Turning Point	21501930	P9513-1400-21
Turning Point	21502111	P1511-1425-21
Turning Point	21502111	P2511-1425-21
Turning Point	21502111	P3511-1425-21
Turning Point	21502111	P9511-1425-21
Turning Point	21502131	P1511-1525-21
Turning Point	21502131	P1513-1400-21
Turning Point	21502131	P3511-1525-23
Turning Point	21502131	P4511-1525-21
Turning Point	21502131	P9511-1525-23
Turning Point	21502131	P9513-1400-19
Turning Point	21502141	P9512-1525-21
Turning Point	21502311	P1511-1400-23
Turning Point	21502311	P9511-1400-23
Turning Point	31201111	P1231-1013-13
Turning Point	31201311	P1231-1013-11
Turning Point	31211111	P3231-1050-11
Turning Point	31211111	P5221-1000-11
Turning Point	31211311	P3231-1013-13
Turning Point	31211311	P5221-1000-13
Turning Point	31221111	P4231-1013-15
Turning Point	31221311	P4231-1013-13
Turning Point	31301212	P1331-1150-13
Turning Point	31301212	P3331-1150-13
Turning Point	31301212	P5331-1163-12
Turning Point	31301312	P1331-1138-14
Turning Point	31301312	P3331-1138-14
Turning Point	31301312	P5331-1138-14
Turning Point	31301412	P1331-1150-11
Turning Point	31301412	P3331-1150-11
Turning Point	31301412	P5331-1150-13
Turning Point	31431330	P1453-1350-13
Turning Point	31431330	P3453-1350-13
Turning Point	31431512	P1431-1350-15
Turning Point	31431512	P1441-1350-19
Turning Point	31431512	P2431-1350-15
Turning Point	31431512	P3431-1350-15
Turning Point	31431512	P3441-1375-13
Turning Point	31431512	P9431-1350-15
Turning Point	31431530	P1453-1325-15
Turning Point	31431530	P2453-1325-15
Turning Point	31431530	P3453-1325-15
Turning Point	31431530	P9453-1325-15

COMPETITOR	COMPETITOR PART #	EMP #
Turning Point	31431712	P1431-1325-17
Turning Point	31431712	P1441-1325-17
Turning Point	31431712	P2431-1325-17
Turning Point	31431712	P3431-1325-17
Turning Point	31431712	P3441-1325-17
Turning Point	31431712	P9431-1325-17
Turning Point	31431730	P1453-1300-17
Turning Point	31431730	P2453-1300-17
Turning Point	31431730	P3453-1300-17
Turning Point	31431730	P9453-1300-17
Turning Point	31431912	P1431-1300-19
Turning Point	31431912	P1441-1350-15
Turning Point	31431912	P2431-1300-19
Turning Point	31431912	P3431-1300-19
Turning Point	31431912	P3441-1350-15
Turning Point	31431912	P9431-1300-19
Turning Point	31431930	P1453-1300-19
Turning Point	31431930	P3453-1300-19
Turning Point	31431930	P9453-1300-19
Turning Point	31432112	P1431-1300-21
Turning Point	31432112	P2431-1300-21
Turning Point	31432112	P3431-1300-21
Turning Point	31432130	P3453-1300-21
Turning Point	31432130	P9453-1300-21
Turning Point	31432140	P9454-1300-21
Turning Point	31501510	P9571-1575-15
Turning Point	31501522	P9532-1450-15
Turning Point	31501532	P9553-1450-15
Turning Point	31501542	P9554-1450-15
Turning Point	31501710	P9571-1550-17
Turning Point	31501712	P1531-1425-17
Turning Point	31501712	P9531-1400-19
Turning Point	31501712	P9531-1450-15
Turning Point	31501712	P9551-1475-17
Turning Point	31501722	P3532-1425-17
Turning Point	31501722	P9552-1475-17
Turning Point	31501731	P1553-1425-17
Turning Point	31501741	P9554-1425-17
Turning Point	31501910	P9571-1525-19
Turning Point	31501912	P1531-1400-19
Turning Point	31501912	P3531-1375-19
Turning Point	31501912	P9531-1425-17
Turning Point	31501922	P3532-1400-19
Turning Point	31501931	P9553-1413-19
Turning Point	31501941	P9554-1413-19

COMPETITOR	COMPETITOR PART #	EMP #
Turning Point	31502112	P1531-1400-21
Turning Point	31502112	P3531-1488-21
Turning Point	31502112	P3551-1450-21
Turning Point	31502112	P9551-1450-21
Turning Point	31502122	P3532-1400-21
Turning Point	31502122	P3552-1450-21
Turning Point	31502131	P1553-1400-21
Turning Point	31502141	P9554-1400-21
Turning Point	31502311	P1571-1475-23
Turning Point	31502311	P3531-1425-23
Turning Point	31502331	P9553-1400-23
Turning Point	31511510	P1571-1575-15
Turning Point	31511510	P3571-1575-15
Turning Point	31511510	P4571-1575-15
Turning Point	31511520	P3572-1575-15
Turning Point	31511520	P9572-1575-15
Turning Point	31511710	P1571-1550-17
Turning Point	31511710	P3571-1550-17
Turning Point	31511710	P4571-1550-17
Turning Point	31511710	P9571-1600-17
Turning Point	31511720	P3572-1550-17
Turning Point	31511720	P4572-1550-17
Turning Point	31511720	P9572-1550-17
Turning Point	31511910	P1571-1525-19
Turning Point	31511910	P4571-1525-19
Turning Point	31511910	P9571-1600-19
Turning Point	31511920	P3572-1525-19
Turning Point	31511920	P4572-1525-19
Turning Point	31511920	P9572-1525-19
Turning Point	31512110	P1571-1500-21
Turning Point	31512110	P3571-1500-21
Turning Point	31512110	P4571-1500-21
Turning Point	31512120	P3572-1500-21
Turning Point	31512120	P4572-1500-21
Turning Point	31512310	P9571-1475-23
Turning Point	31512510	P9571-1450-25
Turning Point	31512520	P9572-1500-21
Volvo	381469	P9511-1425-21
Volvo	3817466	P9511-1525-15
Volvo	3817467	P9511-1500-17
Volvo	3817468	P9511-1450-19
Yamaha	31501931	P1553-1413-17
Yamaha	61A-45974-00-00	P3551-1475-19
Yamaha	61A-45978-00-00	P3551-1475-17
Yamaha	61B-45972-00-00	P3552-1450-21
Yamaha	61B-45974-00-00	P3552-1475-19
Yamaha	61B-45978-00-00	P3552-1475-17

CROSS REFERENCE BY COMPETITOR PART NUMBER



COMPETITOR	COMPETITOR PART #	EMP #
Yamaha	63V-45943-10-00	P3111-0925-11
Yamaha	63V-45945-10-00	P3111-0925-09
Yamaha	63V-45947-00-00	P3111-0925-08
Yamaha	63V-45952-10-00	P3111-0925-10
Yamaha	663-45954-01-EL	P3311-1175-10
Yamaha	663-45956-01-00	P3311-1225-09
Yamaha	663-45970-60-00	P3331-1150-13
Yamaha	663-45972-60-00	P3331-1163-12
Yamaha	664-45941-01-00	P3211-0988-09
Yamaha	664-45945-00-00	P3211-0988-10
Yamaha	664-45947-01-00	P3211-0988-11
Yamaha	664-45949-02-00	P3211-0988-13
Yamaha	664-45954-01-00	P3211-0988-12
Yamaha	66K-45976-B0-00	P3551-1450-21
Yamaha	688-45930-02-00	P1431-1350-15
Yamaha	688-45930-02-00	P3431-1325-17
Yamaha	688-45930-02-00	P9431-1325-17
Yamaha	688-45932-60-00	P1431-1375-13
Yamaha	688-45932-60-00	P2431-1375-13
Yamaha	688-45932-60-00	P3431-1375-13
Yamaha	688-45970-03-00	P3431-1300-19
Yamaha	688-45971-02-00	P1431-1300-21
Yamaha	688-45972-02-00	P3431-1300-21
Yamaha	688-45978-60-00	P9431-1350-15
Yamaha	68F-45972-20-00	P3531-1425-17
Yamaha	68F-45976-20-00	P3531-1488-21
Yamaha	68F-45978-20-00	P3531-1375-19
Yamaha	68G-45972-20-00	P3532-1425-17
Yamaha	68G-45976-20-00	P3532-1400-21
Yamaha	68G-45978-20-00	P3532-1400-19
Yamaha	697-45970-00-00	P3331-1150-11
Yamaha	69W-45943-00-00	P3311-1100-15
Yamaha	69W-45945-00-00	P3311-1113-13
Yamaha	69W-45947-00-00	P3311-1163-11

COMPETITOR	COMPETITOR PART #	EMP #
Yamaha	69W-45952-00-00	P3311-1138-12
Yamaha	69W-45958-00-00	P3311-1125-14
Yamaha	6CE-45970-20-00	P3571-1525-19
Yamaha	6CE-45972-20-00	P3571-1500-21
Yamaha	6CE-45976-20-00	P3571-1575-15
Yamaha	6CE-45978-20-00	P3571-1550-17
Yamaha	6CF-45970-20-00	P3572-1525-19
Yamaha	6CF-45972-20-00	P3572-1500-21
Yamaha	6CF-45976-20-00	P3572-1575-15
Yamaha	6CF-45978-20-00	P3572-1550-17
Yamaha	6CF-45B70-20-00	P9574-1525-20
Yamaha	6E5-45941-00	P9411-1300-19
Yamaha	6E5-45941-00	P9511-1525-15
Yamaha	6E5-45941-00-EL	P3411-1300-19
Yamaha	6E5-45943-00-00	P3411-1300-21
Yamaha	6E5-45945-01	P9411-1325-17
Yamaha	6E5-45945-01-EL	P3411-1325-17
Yamaha	6E5-45947-00	P9411-1375-15
Yamaha	6E5-45947-00-EL	P3411-1350-15
Yamaha	6E5-45947-01	P9511-1500-17
Yamaha	6E5-45949-00	P9411-1400-13
Yamaha	6E5-45949-00-EL	P3411-1363-13
Yamaha	6E5-45954-00-EL	P3411-1400-11
Yamaha	6G1-45941-00-00	P3011-0850-08
Yamaha	6G1-45943-00-00	P3011-0850-07
Yamaha	6G1-45954-00-00	P3011-0850-09
Yamaha	6G5-45941-00-00	P3511-1550-15
Yamaha	6G5-45941-00-98	P3511-1550-15
Yamaha	6G5-45943-01-00	P3511-1425-21
Yamaha	6G5-45943-01-98	P3511-1425-21
Yamaha	6G5-45945-01-98	P3511-1450-19
Yamaha	6G5-45947-01-98	P3511-1500-17
Yamaha	6G5-45952-00-00	P3511-1575-15
Yamaha	6G5-45970-02-00	P3551-1500-14

COMPETITOR	COMPETITOR PART #	EMP #
Yamaha	6G5-45972-02-00	P1531-1400-21
Yamaha	6G5-45972-02-00	P9531-1400-19
Yamaha	6G5-45974-03-00	P1531-1400-19
Yamaha	6G5-45974-03-00	P9531-1425-17
Yamaha	6G5-45976-01-00	P3531-1425-23
Yamaha	6G5-45978-03-00	P1531-1425-17
Yamaha	6G5-45978-03-00	P1551-1475-17
Yamaha	6G5-45978-03-00	P9531-1450-15
Yamaha	6G5-46943-01	P9511-1425-21
Yamaha	6G5-46945-01	P9511-1450-19
Yamaha	6K1-45945-00-00	P3512-1525-19
Yamaha	6K1-45947-00-00	P3512-1550-17
Yamaha	6R4-45970-A0-00	P9571-1525-19
Yamaha	6R4-45976-A0-00	P9571-1575-15
Yamaha	6R4-45978-A0-00	P9571-1550-17
Yamaha	6R4-46972-A0-00	P9571-1500-21
Yamaha	MAR-GYT3B-02-11	P3231-1050-11
Yamaha	MAR-GYT3B-02-12	P3231-1025-12
Yamaha	MAR-GYT3B-02-13	P3231-1013-13
Yamaha	MAR-GYT3B-02-14	P3231-1000-14
Yamaha	MAR-GYT3B-03-15	P3331-1125-15
Yamaha	MAR-GYT3B-V4-14	P3441-1350-19
Yamaha	MAR-GYT3B-V4-16	P3441-1375-13
Yamaha	MAR-GYT3B-V4-20	P3441-1350-15
Yamaha	MAR-GYT3B-V6-16	P3551-1475-16
Yamaha	MAR-GYT3B-V6-18	P3551-1475-18
Yamaha	MAR-GYT4B-L8-22	P9574-1525-22
Yamaha	MAR-GYT4B-V4-14	P3453-1350-13
Yamaha	MAR-GYT4B-V4-16	P3453-1325-15
Yamaha	MAR-GYT4B-V4-18	P3453-1300-17
Yamaha	MAR-GYT4B-V4-20	P3453-1300-19
Yamaha	MAR-GYT4B-V4-22	P3453-1300-21
Yamaha	MAR-GYT4B-V6-18	P1553-1425-17



© 2025 ENGINEERED MARINE PRODUCTS
2401 FIVESTAR PKWY.
BESSEMER, AL 35022

TEL: 205-216-0560

FAX: 205-216-0564

ENGINEEREDMARINEPRODUCTS.COM

